

# Doing Business 2011

Solomon Islands

**Making  
a Difference for  
Entrepreneurs**

COMPARING BUSINESS REGULATION IN 183 ECONOMIES



© 2010 The International Bank for Reconstruction and Development / The World Bank  
1818 H Street NW  
Washington, DC 20433  
Telephone 202-473-1000  
Internet [www.worldbank.org](http://www.worldbank.org)

All rights reserved.  
1 2 3 4 08 07 06 05

A copublication of The World Bank and the International Finance Corporation.

This volume is a product of the staff of the World Bank Group. The findings, interpretations and conclusions expressed in this volume do not necessarily reflect the views of the Executive Directors of the World Bank or the governments they represent. The World Bank does not guarantee the accuracy of the data included in this work.

### **Rights and Permissions**

The material in this publication is copyrighted. Copying and/or transmitting portions or all of this work without permission may be a violation of applicable law. The World Bank encourages dissemination of its work and will normally grant permission to reproduce portions of the work promptly.

For permission to photocopy or reprint any part of this work, please send a request with complete information to the Copyright Clearance Center, Inc., 222 Rosewood Drive, Danvers, MA 01923, USA; telephone 978-750-8400; fax 978-750-4470; Internet [www.copyright.com](http://www.copyright.com).

All other queries on rights and licenses, including subsidiary rights, should be addressed to the Office of the Publisher, The World Bank, 1818 H Street NW, Washington, DC 20433, USA; fax 202-522-2422; e-mail [pubrights@worldbank.org](mailto:pubrights@worldbank.org).

Additional copies of *Doing Business 2011: Making a Difference for Entrepreneurs*, *Doing Business 2010: Reforming through Difficult Times*, *Doing Business 2009*, *Doing Business 2008*, *Doing Business 2007: How to Reform*, *Doing Business in 2006: Creating Jobs*, *Doing Business in 2005: Removing Obstacles to Growth* and *Doing Business in 2004: Understanding Regulations* may be purchased at [www.doingbusiness.org](http://www.doingbusiness.org).

ISBN: 978-0-8213-7960-8  
E-ISBN: 978-0-8213-8630-9  
DOI: 10.1596/978-0-8213-7960-8  
ISSN: 1729-2638

Library of Congress Cataloging-in-Publication data has been applied for.  
Printed in the United States

### **Current features**

**News on the *Doing Business* project**

<http://www.doingbusiness.org>

### **Rankings**

**How economies rank-from 1 to 183**

<http://www.doingbusiness.org/rankings/>

### **Reformers**

**Short summaries of DB2011 reforms, lists of reformers since DB2004 and a ranking simulation tool**

<http://www.doingbusiness.org/reforms/>

### **Historical data**

**Customized data sets since DB2004**

<http://www.doingbusiness.org/custom-query/>

### **Methodology and research**

**The methodologies and research papers underlying *Doing Business***

<http://www.doingbusiness.org/Methodology/>

### **Download reports**

**Access to *Doing Business* reports as well as subnational and regional reports, reform case studies and customized country and regional profiles**

<http://www.doingbusiness.org/reports/>

### **Subnational and regional projects**

**Differences in business regulations at the subnational and regional level**

<http://www.doingbusiness.org/subnational-reports/>

### **Law Library**

**Online collection of business laws and regulations relating to business and gender issues**

<http://www.doingbusiness.org/law-library/>

<http://wbl.worldbank.org/>

### **Local partners**

**More than 8,200 specialists in 183 economies who participate in *Doing Business***

<http://www.doingbusiness.org/Local-Partners/Doing-Business/>

### **Business Planet**

**Interactive map on the ease of doing business**

<http://rru.worldbank.org/businessplanet>

# Contents

Introduction  
and Aggregate Rankings

5 - Year Measure of  
Cumulative Change

Starting a Business

Dealing with  
Construction Permits

Registering Property

Getting Credit

Protecting Investors

Paying Taxes

Trading Across Borders

Enforcing Contracts

Closing a Business

Doing Business 2011  
Business Reforms

*Doing Business 2011: Making a Difference for Entrepreneurs* is the eighth in a series of annual reports investigating regulations that enhance business activity and those that constrain it. *Doing Business* presents quantitative indicators on business regulations and the protection of property rights that can be compared across 183 economies, from Afghanistan to Zimbabwe, over time.

A set of regulations affecting 9 stages of a business's life are measured: starting a business, dealing with construction permits, registering property, getting credit, protecting investors, paying taxes, trading across borders, enforcing contracts and closing a business. Data in *Doing Business 2011* are current as of June 1, 2010\*. The indicators are used to analyze economic outcomes and identify what reforms have worked, where, and why.

The Doing Business methodology has limitations. Other areas important to business such as an economy's proximity to large markets, the quality of its infrastructure services (other than those related to trading across borders), the security of property from theft and looting, the transparency of government procurement, macroeconomic conditions or the underlying strength of institutions, are not studied directly by Doing Business. To make the data comparable across economies, the indicators refer to a specific type of business, generally a local limited liability company operating in the largest business city. Because standard assumptions are used in the data collection, comparisons and benchmarks are valid across economies. The data not only highlight the extent of obstacles to doing business; they also help identify the source of those obstacles, supporting policymakers in designing reform.

The data set covers 183 economies: 46 in Sub-Saharan Africa, 32 in Latin America and the Caribbean, 25 in Eastern Europe and Central Asia, 24 in East Asia and Pacific, 18 in the Middle East and North Africa and 8 in South Asia, as well as 30 OECD high-income economies.

The following pages present the summary Doing Business indicators for Solomon Islands. The data used for this economy profile come from the Doing Business database and are summarized in graphs. These graphs allow a comparison of the economies in each region not only with one another but also with the "good practice" economy for each indicator.

The good-practice economies are identified by their position in each indicator as well as their overall ranking and by their capacity to provide good examples of business regulation to other countries. These good-practice economies do not necessarily rank number 1 in the topic or indicator, but they are in the top 10.

More information is available in the full report. *Doing Business 2011: Making a Difference for Entrepreneurs* presents the indicators, analyzes their relationship with economic outcomes and recommends reforms. The data, along with information on ordering the report, are available on the Doing Business website ([www.doingbusiness.org](http://www.doingbusiness.org)).

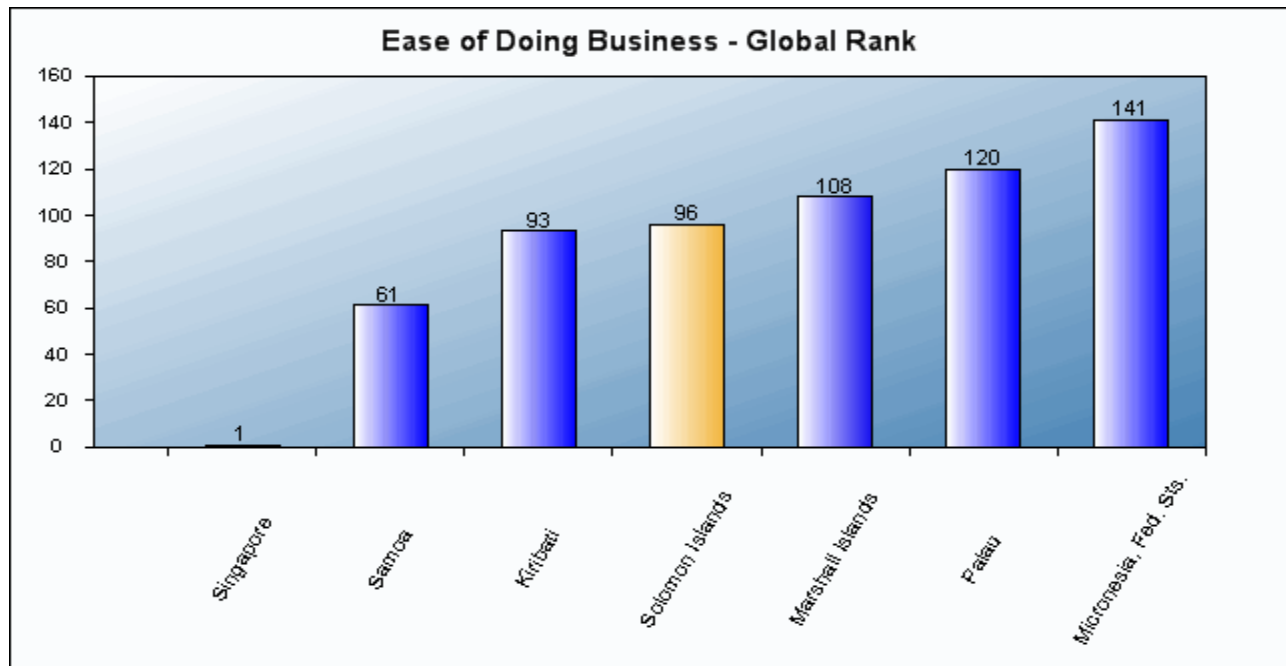
\* Except for the Paying Taxes indicator that refers to the period January to December of 2009.

Note: 2008-2010 Doing Business data and rankings have been recalculated to reflect changes to the methodology and the addition of new economies (in the case of the rankings).

## Economy Rankings - Ease of Doing Business

Solomon Islands is ranked 96 out of 183 economies. Singapore is the top ranked economy in the Ease of Doing Business.

**Solomon Islands - Compared to global good practice economy as well as selected economies:**



### Solomon Islands's ranking in Doing Business 2011

Rank	Doing Business 2011
Ease of Doing Business	96
Starting a Business	112
Dealing with Construction Permits	46
Registering Property	173
Getting Credit	89
Protecting Investors	59
Paying Taxes	51
Trading Across Borders	86
Enforcing Contracts	108
Closing a Business	110

## Summary of Indicators - Solomon Islands

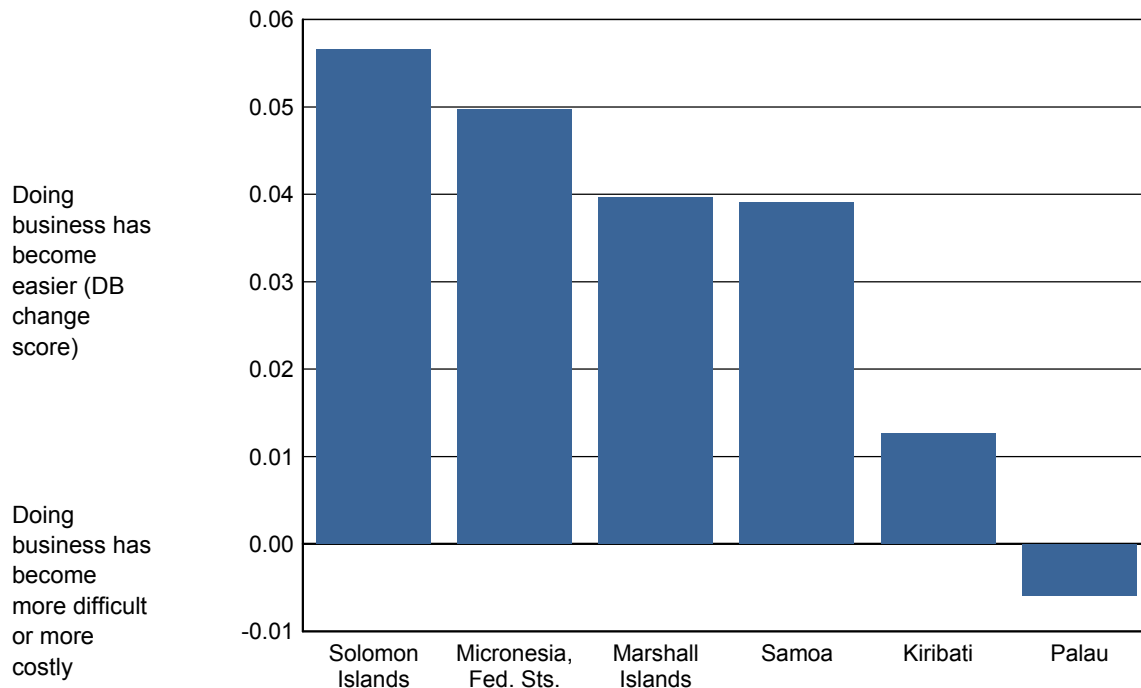
<b>Starting a Business</b>	Procedures (number)	7
	Time (days)	57
	Cost (% of income per capita)	68.1
	Min. capital (% of income per capita)	0.0
<b>Dealing with Construction Permits</b>	Procedures (number)	12
	Time (days)	62
	Cost (% of income per capita)	665.4
<b>Registering Property</b>	Procedures (number)	10
	Time (days)	297
	Cost (% of property value)	4.9
<b>Getting Credit</b>	Strength of legal rights index (0-10)	8
	Depth of credit information index (0-6)	0
	Public registry coverage (% of adults)	0.0
	Private bureau coverage (% of adults)	0.0
<b>Protecting Investors</b>	Extent of disclosure index (0-10)	3
	Extent of director liability index (0-10)	7
	Ease of shareholder suits index (0-10)	7
	Strength of investor protection index (0-10)	5.7
<b>Paying Taxes</b>	Payments (number per year)	33
	Time (hours per year)	80
	Profit tax (%)	25.8
	Labor tax and contributions (%)	8.5
	Other taxes (%)	2.2
	Total tax rate (% profit)	36.4
<b>Trading Across Borders</b>	Documents to export (number)	7
	Time to export (days)	24
	Cost to export (US\$ per container)	1023
	Documents to import (number)	4
	Time to import (days)	21
	Cost to import (US\$ per container)	1237

<b>Enforcing Contracts</b>	Procedures (number)	37
	Time (days)	455
	Cost (% of claim)	78.9
<b>Closing a Business</b>	Recovery rate (cents on the dollar)	23.4
	Time (years)	1.0
	Cost (% of estate)	38

The 5 year measure of cumulative change illustrates how the business regulatory environment has changed in 174 economies from *Doing Business 2006* to *Doing Business 2011*. Instead of highlighting which countries currently have the most business friendly environment, this new approach shows the extent to which an economy's regulatory environment for business has changed compared with 5 years ago.

This snapshot reflects all cumulative changes in an economy's business regulation as measured by the Doing Business indicators-such as a reduction in the time to start a business thanks to a one-stop shop or an increase in the strength of investor protection index thanks to new stock exchange rules that tighten disclosure requirements for related-party transactions.

This figure shows the distribution of cumulative change across the 9 indicators and time between *Doing Business 2006* and *Doing Business 2011*





Many economies have undertaken reforms to smooth the starting a business process in stages—and often as part of a larger regulatory reform program. A number of studies have shown that among the benefits of streamlining the process to start a business have been greater firm satisfaction and savings and more registered businesses, financial resources and job opportunities. Economies with higher entry costs are associated with a larger informal sector and a smaller number of legally registered firms.

#### Some reform outcomes

*In Egypt reductions of the minimum capital requirement in 2007 and 2008 led to an increase of more than 30% in the number of limited liability companies.*

*In Portugal creation of One-Stop Shop in 2006 and 2007 resulted in a reduction of time to start a business from 54 days to 5. In 2007 and 2008 new business registrations were up by 60% compared with 2006.*

*In Malaysia reduction of registration fees in 2008 led to an increase in registrations by 16% in 2009.*

#### What does Starting a Business measure?

##### Procedures to legally start and operate a company (number)

- Preregistration (for example, name verification or reservation, notarization)
- Registration
- Post registration (for example, social security registration, company seal)

##### Time required to complete each procedure (calendar days)

- Does not include time spent gathering information
- Each procedure starts on a separate day
- Procedure completed once final document is received
- No prior contact with officials

##### Cost required to complete each procedure (% of income per capita)

- Official costs only, no bribes
- No professional fees unless services required by law

##### Paid-in minimum capital (% of income per capita)

- Deposited in a bank or with a notary prior to registration begins

**Starting a Business:** getting a local limited liability company up and running  
Rankings are based on 4 subindicators



#### Case Study Assumptions

- Doing Business records all procedures that are officially required for an entrepreneur to start up and formally operate an industrial or commercial business.
- Any required information is readily available and that all agencies involved in the start-up process function without corruption.

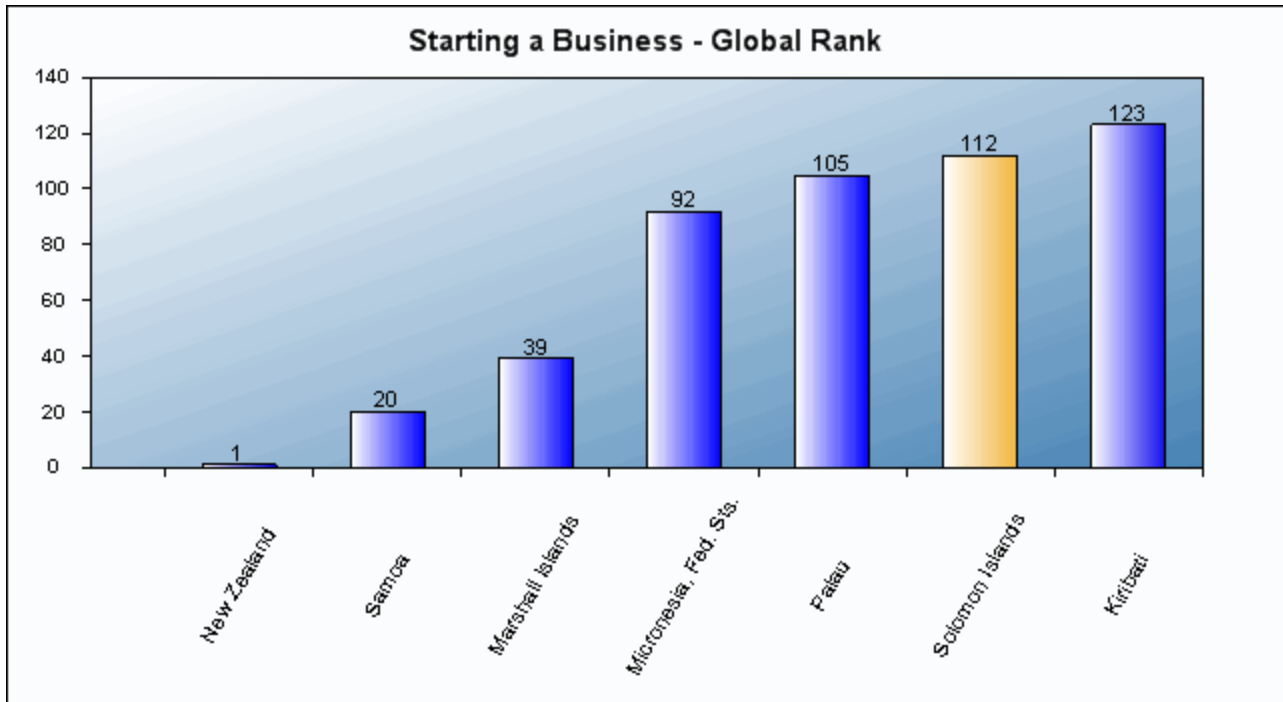
#### The business:

- is a limited liability company, located in the largest business city
- conducts general commercial activities
- is 100% domestically owned
- has a start-up capital of 10 times income per capita
- has a turnover of at least 100 times income per capita
- has at least 10 and up to 50 employees
- does not qualify for investment incentives or any special benefits
- leases the commercial plant and offices and is not a proprietor of real estate

## 1. Benchmarking Starting a Business Regulations:

Solomon Islands is ranked 112 overall for Starting a Business.

Ranking of Solomon Islands in Starting a Business - Compared to good practice and selected economies:



The following table shows Starting a Business data for Solomon Islands compared to good practice and comparator economies:

<b>Good Practice Economies</b>	<b>Procedures (number)</b>	<b>Time (days)</b>	<b>Cost (% of income per capita)</b>	<b>Min. capital (% of income per capita)</b>
<b>Denmark*</b>			0.0	
<b>New Zealand*</b>	1	1		0.0

<i>Selected Economy</i>				
<b>Solomon Islands</b>	<b>7</b>	<b>57</b>	<b>68.1</b>	<b>0.0</b>

<i>Comparator Economies</i>				
<b>Kiribati</b>	6	21	40.2	21.7
<b>Marshall Islands</b>	5	17	17.3	0.0
<b>Micronesia, Fed. Sts.</b>	7	16	150.5	0.0
<b>Palau</b>	8	28	4.2	11.2
<b>Samoa</b>	5	9	9.8	0.0

\* The following economies are also good practice economies for :

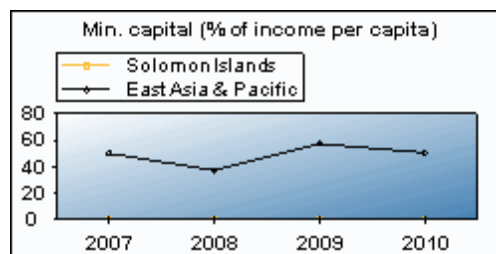
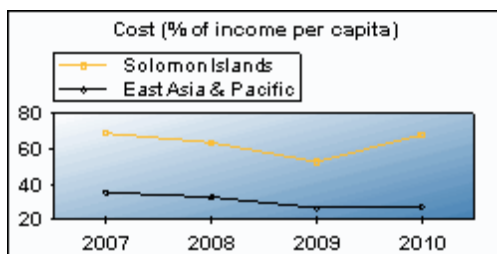
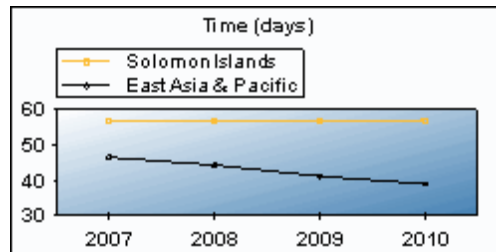
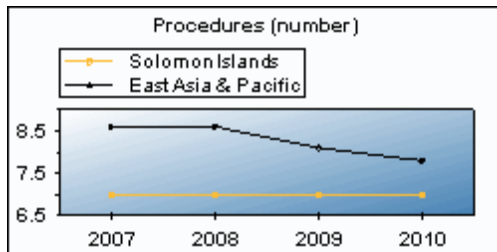
**Procedures (number):** **Canada**

**Cost (% of income per capita):** **Slovenia**

## 2. Historical data: Starting a Business in Solomon Islands

Starting a Business data	Doing Business 2008	Doing Business 2009	Doing Business 2010	Doing Business 2011
Rank	..	..	111	112
Procedures (number)	7	7	7	7
Time (days)	57	57	57	57
Cost (% of income per capita)	68.9	63.6	52.7	68.1
Min. capital (% of income per capita)	0.0	0.0	0.0	0.0

3. The following graphs illustrate the Starting a Business sub indicators in Solomon Islands over the past 4 years:



## What are the time, cost, paid-in minimum capital and number of procedures to get a local, limited liability company up and running?



This table summarizes the procedures and costs associated with setting up a business in Solomon Islands.

### STANDARDIZED COMPANY

Legal Form: Limited Liability Company

City: Honiara

### Registration Requirements:

No:	Procedure	Time to complete	Cost to complete
1	Obtain approval of the company name from the Ministry of Commerce	17	SBD 100
2	Pay stamp duty at the Ministry of Finance	1	SBD 1,716
3	Register the company with the Registrar of Companies	32	SBD 1,700
4	Register for income tax, goods tax, and sales tax	1	no charge
5	Register as an employer with the National Provident Fund	1	no charge
6	Make a company seal	4	SBD 500
7	Pay a business licence fee at the Honiara Council	1	SBD 1,000

## Starting a Business Details - Solomon Islands

### Procedure 1 Obtain approval of the company name from the Ministry of Commerce

**Time to complete:** 17

**Cost to complete:** SBD 100

**Comment:** On 1 February 2008 single access points (VEM) began to operate for Limited Liability Companies. This reform is aimed at lowering of costs for establishment of LLC companies and at simplification of administrative procedures. Founders may establish a LLC at the VEM point under two conditions: (1) all the contributions have to be paid in cash and prior to the registration of the company and (2) the articles of association have to be drafted in a special form (only mandatory and most common provisions can be incorporated in this form). In order to found a LLC, founders have to visit the VEM entry point in person, as the authorized person has to carry out their identification. VEM points will allow procedures to be dealt on line such as :

- Limited Liability companies can go directly to the VEM, the deed is sent to point VEM or to the registration body through electronic channels, it must be signed by means of a safe electronic signature with qualified certificate (The qualified certificate is the special digital certificate for identity check and electronic operation at the VEM point services)
- Standarts Articles of Association : help the founders to draft the articles of association, verify their signatures where necessary and draft the corresponding preposition for registration of the company at the court register. However it is still the common practise to have the statutes and the articles of associations prepared and certified by the notary.
- Publication : Even if this requirement is not mandatory anymore, E-VEM allows for the company information to be available online. This information is so automatically published, which helped to shorten the time for starting a business in Slovenia.
- Register with the Statistical Office of Slovenia : the court register automatically forwards all the required information to AJPES. The information is then entered in the Business Register and published online. Court register and business register are technically united in one information base and are now both run by AJPES.
- Register with the tax administration- the tax information is transmitted through E-VEM and data is entered automatically when it is received from E-VEM.

### Procedure 2 Pay stamp duty at the Ministry of Finance

**Time to complete:** 1

**Cost to complete:** SBD 1,716

**Comment:** On 1 February 2008 single access points (VEM) began to operate for Limited Liability Companies. This reform is aimed at lowering of costs for establishment of LLC companies and at simplification of administrative procedures. Founders may establish a LLC at the VEM point under two conditions: (1) all the contributions have to be paid in cash and prior to the registration of the company and (2) the articles of association have to be drafted in a special form (only mandatory and most common provisions can be incorporated in this form). In order to found a LLC, founders have to visit the VEM entry point in person, as the authorized person has to carry out their identification. VEM points will allow procedures to be dealt on line such as :

- Limited Liability companies can go directly to the VEM, the deed is sent to point VEM or to the registration body through electronic channels, it must be signed by means of a safe electronic signature with qualified certificate (The qualified certificate is the special digital certificate for identity check and electronic operation at the VEM point services)
- Standarts Articles of Association : help the founders to draft the articles of association, verify their

signatures where necessary and draft the corresponding preposition for registration of the company at the court register. However it is still the common practise to have the statutes and the articles of associations prepared and certified by the notary.

-Publication : Even if this requirement is not mandatory anymore, E-VEM allows for the company information to be available online. This information is so automatically published, which helped to shorten the time for starting a business in Slovenia.

-Register with the Statistical Office of Slovenia : the court register automatically forwards all the required information to AJPES. The information is then entered in the Business Register and published online. Court register and business register are technically united in one information base and are now both run by AJPES.

- Register with the tax administration- the tax information is transmitted through E-VEM and data is entered automatically when it is received from E-VEM.

### Procedure 3 Register the company with the Registrar of Companies

**Time to complete:** 32

**Cost to complete:** SBD 1,700

**Comment:** On 1 February 2008 single access points (VEM) began to operate for Limited Liability Companies. This reform is aimed at lowering of costs for establishment of LLC companies and at simplification of administrative procedures. Founders may establish a LLC at the VEM point under two conditions: (1) all the contributions have to be paid in cash and prior to the registration of the company and (2) the articles of association have to be drafted in a special form (only mandatory and most common provisions can be incorporated in this form). In order to found a LLC, founders have to visit the VEM entry point in person, as the authorized person has to carry out their identification. VEM points will allow procedures to be dealt on line such as :

-Limited Liability companies can go directly to the VEM, the deed is sent to point VEM or to the registration body through electronic channels, it must be signed by means of a safe electronic signature with qualified certificate (The qualified certificate is the special digital certificate for identity check and electronic operation at the VEM point services)

-Standarts Articles of Association : help the founders to draft the articles of association, verify their signatures where necessary and draft the corresponding preposition for registration of the company at the court register. However it is still the common practise to have the statutes and the articles of associations prepared and certified by the notary.

-Publication : Even if this requirement is not mandatory anymore, E-VEM allows for the company information to be available online. This information is so automatically published, which helped to shorten the time for starting a business in Slovenia.

-Register with the Statistical Office of Slovenia : the court register automatically forwards all the required information to AJPES. The information is then entered in the Business Register and published online. Court register and business register are technically united in one information base and are now both run by AJPES.

- Register with the tax administration- the tax information is transmitted through E-VEM and data is entered automatically when it is received from E-VEM.

### Procedure 4 Register for income tax, goods tax, and sales tax

**Time to complete:** 1

**Cost to complete:** no charge

**Comment:** On 1 February 2008 single access points (VEM) began to operate for Limited Liability Companies. This reform is aimed at lowering of costs for establishment of LLC companies and at simplification of administrative procedures. Founders may establish a LLC at the VEM point under two conditions: (1) all the contributions have to be paid in cash and prior to the registration of the company and (2) the articles of association have to be drafted in a special form (only mandatory and most common provisions can be incorporated in this form). In order to found a LLC, founders have to visit the VEM entry point in person, as the authorized person has to carry out their identification. VEM points will allow procedures to be dealt on line such as :

-Limited Liability companies can go directly to the VEM, the deed is sent to point VEM or to the registration body through electronic channels, it must be signed by means of a safe electronic

signature with qualified certificate (The qualified certificate is the special digital certificate for identity check and electronic operation at the VEM point services)

-Standarts Articles of Association : help the founders to draft the articles of association, verify their signatures where necessary and draft the corresponding preposition for registration of the company at the court register. However it is still the common practise to have the statutes and the articles of associations prepared and certified by the notary.

-Publication : Even if this requirement is not mandatory anymore, E-VEM allows for the company information to be available online. This information is so automatically published, which helped to shorten the time for starting a business in Slovenia.

-Register with the Statistical Office of Slovenia : the court register automatically forwards all the required information to AJPES. The information is then entered in the Business Register and published online. Court register and business register are technically united in one information base and are now both run by AJPES.

- Register with the tax administration- the tax information is transmitted through E-VEM and data is entered automatically when it is received from E-VEM.

#### **Procedure 5 Register as an employer with the National Provident Fund**

**Time to complete:** 1  
**Cost to complete:** no charge  
**Comment:** Forms must be filled out on paper.

#### **Procedure 6 Make a company seal**

**Time to complete:** 4  
**Cost to complete:** SBD 500  
**Comment:**

#### **Procedure 7 Pay a business licence fee at the Honiara Council**

**Time to complete:** 1  
**Cost to complete:** SBD 1,000  
**Comment:**



In many economies, especially developing ones, complying with building regulations is so costly in time and money that many builders opt out. Builders may pay bribes to pass inspections or simply build illegally, leading to hazardous construction. Where the regulatory burden is large, entrepreneurs may tend to move their activity into the informal economy. There they operate with less concern for safety, leaving everyone worse off. In other economies compliance is simple, straightforward and inexpensive, yielding better results.

### Some reform outcomes

*In Burkina Faso, a one-stop shop for construction permits, "Centre de Facilitation des Actes de Construire", was opened in May 2008. The new regulation merged 32 procedures into 15, reduced the time required from 226 days to 122 and cut the cost by 40%. From May 2009 to May 2010 611 building permits were granted in Ouagadougou, up from an average of about 150 a year in 2002-06.*

*Toronto, Canada revamped its construction permitting process in 2005 by introducing time limits for different stages of the process and presenting a unique basic list of requirements for each project. Later it provided for electronic information and risk-based approvals with fast-track procedures. Between 2005 and 2008 the number of commercial building permits increased by 17%, the construction value of new commercial buildings by 84%.*

### What does the Dealing with Construction Permits indicator measure?

#### Procedures to legally build a warehouse (number)

- Submitting all relevant documents and obtaining all necessary clearances, licenses, permits and certificates
- Completing all required notifications and receiving all necessary inspections
- Obtaining utility connections for electricity, water, sewerage and a land telephone line
- Registering the warehouse after its completion (if required for use as collateral or for transfer of warehouse)

#### Time required to complete each procedure (calendar days)

- Does not include time spent gathering information
- Each procedure starts on a separate day
- Procedure completed once final document is received
- No prior contact with officials

#### Cost required to complete each procedure (% of income per capita)

- Official costs only, no bribes

### Case Study Assumptions

#### The business:

- is a small to medium-size limited liability company in the construction industry, located in the economy's largest business city
- is 100% domestically and privately owned and operated
- has 60 builders and other employees
- has at least one employee who is a licensed architect and registered with the local association of architects

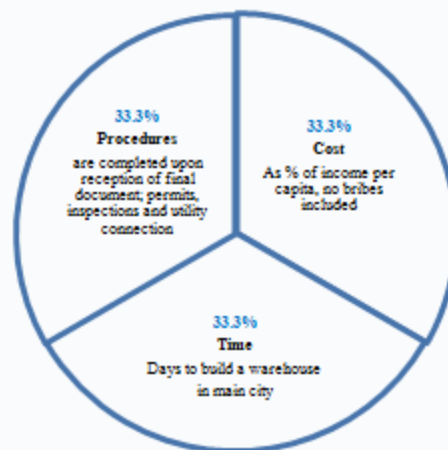
#### The warehouse:

- is a new construction (there was no previous construction on the land)
- has 2 stories, both above ground, with a total surface of approximately 1,300.6 sq. meters (14,000 sq. feet)
- has complete architectural and technical plans prepared by a licensed architect
- will be connected to electricity, water, sewerage (sewage system, septic tank or their equivalent) and a land telephone line
- will be used for general storage of non-hazardous goods, such as books
- will take 30 weeks to construct (excluding all delays due to administrative and regulatory requirements)

### Dealing with Construction Permits:

#### Building a warehouse

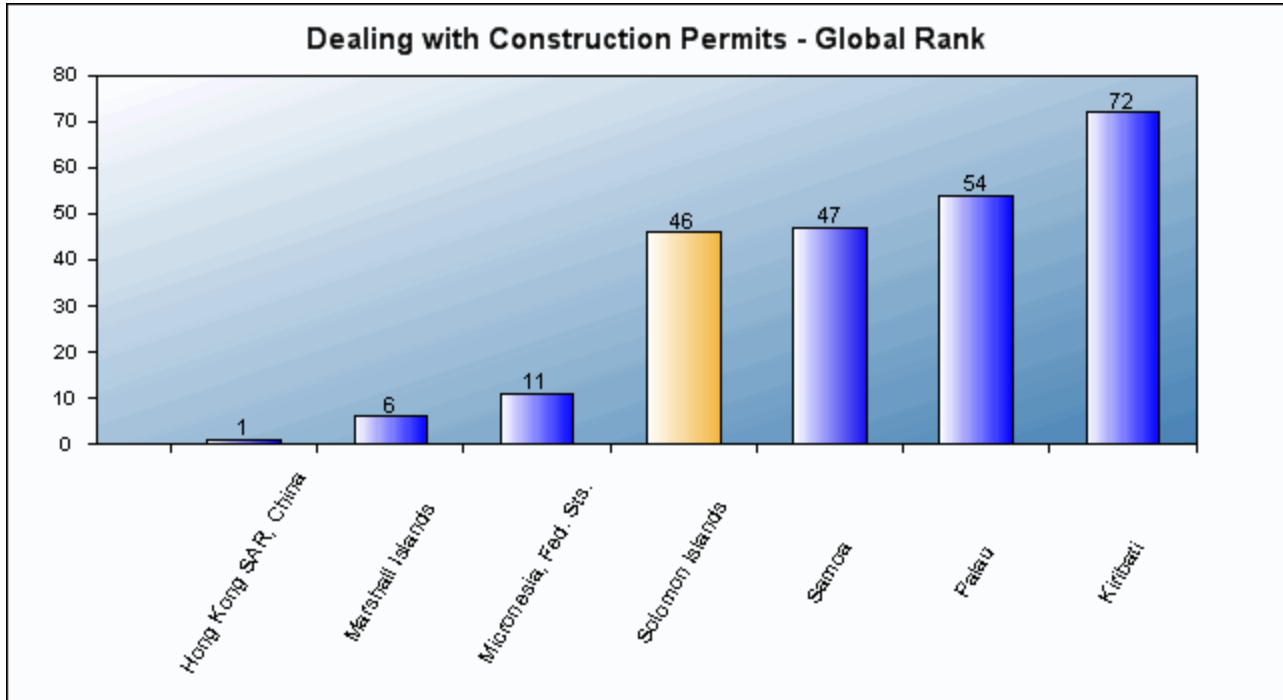
Rankings are based on 3 subindicators



## 1. Benchmarking Dealing with Construction Permits Regulations:

Solomon Islands is ranked 46 overall for Dealing with Construction Permits.

Ranking of Solomon Islands in Dealing with Construction Permits - Compared to good practice and selected economies:



The following table shows Dealing with Construction Permits data for Solomon Islands compared to good practice and comparator economies:

<b>Good Practice Economies</b>	<b>Procedures (number)</b>	<b>Time (days)</b>	<b>Cost (% of income per capita)</b>
<b>Denmark</b>	6		
<b>Qatar</b>			0.8
<b>Singapore</b>		25	

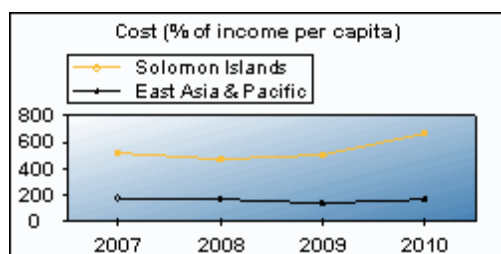
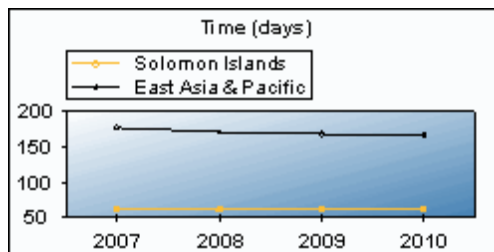
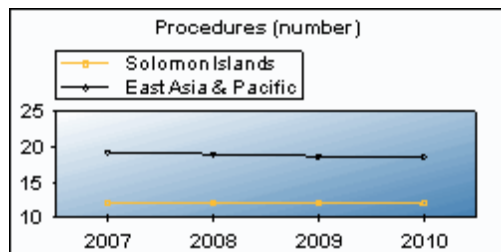
<i>Selected Economy</i>			
<b>Solomon Islands</b>	<b>12</b>	<b>62</b>	<b>665.4</b>

<i>Comparator Economies</i>			
<b>Kiribati</b>	14	160	446.5
<b>Marshall Islands</b>	10	55	36.0
<b>Micronesia, Fed. Sts.</b>	14	73	19.2
<b>Palau</b>	25	118	5.1
<b>Samoa</b>	18	88	78.7

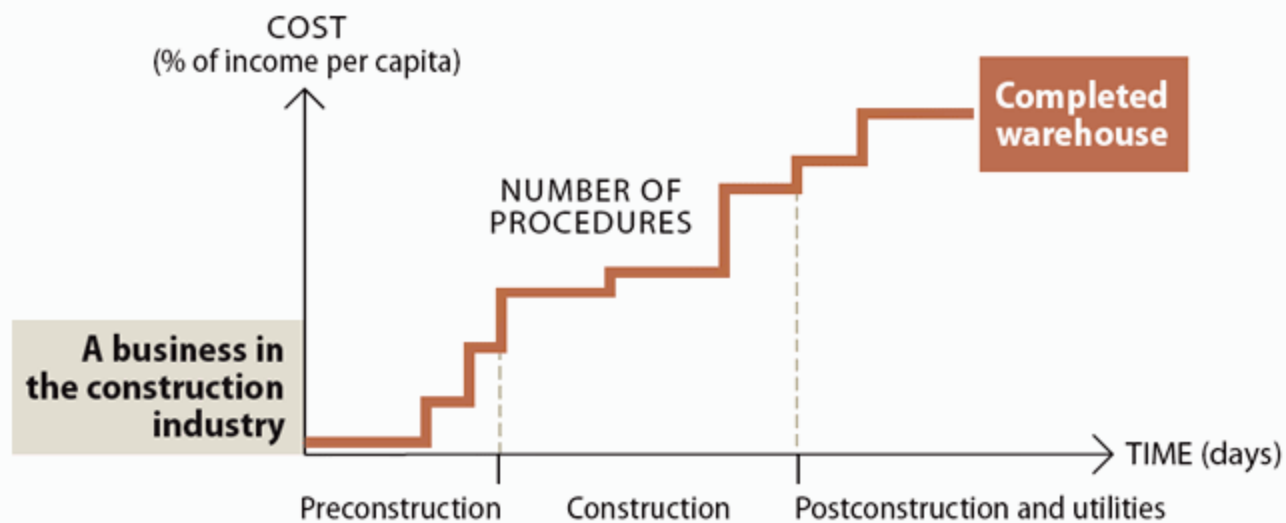
## 2. Historical data: Dealing with Construction Permits in Solomon Islands

Dealing with Construction Permits data	Doing Business 2008	Doing Business 2009	Doing Business 2010	Doing Business 2011
Rank	..	..	39	46
Procedures (number)	12	12	12	12
Time (days)	62	62	62	62
Cost (% of income per capita)	518.0	471.1	504.1	665.4

3. The following graphs illustrate the Dealing with Construction Permits sub indicators in Solomon Islands over the past 4 years:



## What are the time, cost and number of procedures to comply with formalities to build a warehouse?



The table below summarizes the procedures, time, and costs to build a warehouse in Solomon Islands.

### BUILDING A WAREHOUSE

City: Honiara

#### Registration Requirements:

No:	Procedure	Time to complete	Cost to complete
1	Request and obtain approval from Town and Country Planning Board	31 days	SBD 27,100
2	Request and receive Excavation Inspection	1 day	no charge
3	Receive and receive Foundation Inspection	1 day	no charge
4	Request electricity connection	1 day	no charge
5 *	Receive electricity inspection	1 day	no charge
6 *	Connect to electricity	27 days	SBD 20,000
7 *	Request water connection	1 day	no charge
8 *	Receive water inspection	1 day	no charge

9 *	Connect to water	23 days	SBD 1,600
10 *	Request telephone connection	1 day	no charge
11 *	Receive telephone inspection	1 day	no charge
12 *	Connect to fixed telephone line	9 days	SBD 345

\* Takes place simultaneously with another procedure.

## Dealing with Construction Permits Details - Solomon Islands

### Procedure 1 Request and obtain approval from Town and Country Planning Board

**Time to complete:** 31 days

**Cost to complete:** SBD 27,100

**Agency:** Town and Country Planning Board of the Planning and Building Department

**Comment:** BuildCo files an application for approval, with plans included, with the Town and Country Planning Board of the Planning and Building Department, which will review it for structure, environment, health, sewer, and fire regulations. The formula for the cost was updated in 2009 (0.5% of construction cost + SBD 250 (Planning Fee) + SBD 150 (Site Inspection)+ SBD 500( Excavation permit ) + SBD 200 ( Issue of permit )).

### Procedure 2 Request and receive Excavation Inspection

**Time to complete:** 1 day

**Cost to complete:** no charge

**Agency:** Town and Country Planning Board of the Planning and Building Department

**Comment:**

### Procedure 3 Receive and receive Foundation Inspection

**Time to complete:** 1 day

**Cost to complete:** no charge

**Agency:** Town and Country Planning Board of the Planning and Building Department

**Comment:**

### Procedure 4 Request electricity connection

**Time to complete:** 1 day

**Cost to complete:** no charge

**Agency:** Solomon Islands Electricity Authority (SIEA)

**Comment:** BuildCo applies for electrical connection with the Solomon Island Electrical Authorities. Two days after the application is submitted, the authorities send out an inspector. The associated cost is SBD 20,000.

### Procedure 5 Receive electricity inspection

**Time to complete:** 1 day

**Cost to complete:** no charge

**Agency:** Solomon Islands Electricity Authority (SIEA)

**Comment:**

**Procedure 6 Connect to electricity**

**Time to complete:** 27 days

**Cost to complete:** SBD 20,000

**Agency:** Solomon Islands Electricity Authority (SIEA)

**Comment:** BuildCo applies for electrical connection with the Solomon Island Electrical Authorities. Two days after the application is submitted, the authorities send out an inspector. The associated cost is SBD 20,000.

**Procedure 7 Request water connection**

**Time to complete:** 1 day

**Cost to complete:** no charge

**Agency:** Solomon Island Water Authority (SIWA)

**Comment:**

**Procedure 8 Receive water inspection**

**Time to complete:** 1 day

**Cost to complete:** no charge

**Agency:** Solomon Island Water Authority (SIWA)

**Comment:** Two days after the application is submitted, the Solomon Island Water Authority sends out an inspector.

**Procedure 9 Connect to water**

**Time to complete:** 23 days

**Cost to complete:** SBD 1,600

**Agency:** Solomon Island Water Authority (SIWA)

**Comment:**

**Procedure 10 Request telephone connection**

**Time to complete:** 1 day

**Cost to complete:** no charge



**Agency:** Solomon Telekom Company Limited

**Comment:**

**Procedure 11 Receive telephone inspection**

**Time to complete:** 1 day

**Cost to complete:** no charge

**Agency:** Solomon Telekom Company Limited

**Comment:** Two days after the application is submitted, the Solomon Island Water Authority sends out an inspector.

**Procedure 12 Connect to fixed telephone line**

**Time to complete:** 9 days

**Cost to complete:** SBD 345

**Agency:** Solomon Telekom Company Limited

**Comment:**

Ensuring formal property rights is fundamental. Effective administration of land is part of that. If formal property transfer is too costly or complicated, formal titles might go informal again. *Doing Business* records the full sequence of procedures necessary for a business to purchase a property from another business and transfer the property title to the buyer's name. In the past 6 years 105 economies undertook 146 reforms making it easier to transfer property. Globally, the time to transfer property fell by 38% and the cost by 10% over this time. The most popular feature of property registration reform in these 6 years, implemented in 52 economies, was lowering transfer taxes and government fees.

### Some reform outcomes

*Georgia now allows property transfers to be completed through 500 authorized users, notably banks. This saves time for entrepreneurs. A third of people transferring property in 2009 chose authorized users, up from 7% in 2007. Also, Georgia's new electronic registry managed 68,000 sales in 2007, twice as many as in 2003.*

*Belarus's unified and computerized registry was able to cope with the addition of 1.2 million new units over 3 years. The registry issued 1 million electronic property certificates in 2009.*

### What does the Registering Property indicator measure?

**Registering Property:** transfer of property between 2 local companies

Rankings are based on 3 subindicators

### Procedures to legally transfer title on immovable property (number)

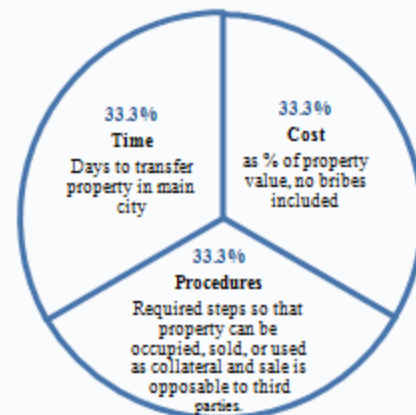
- Preregistration (for example, checking for liens, notarizing sales agreement, paying property transfer taxes)
- Registration in the economy's largest business city
- Post registration (for example, transactions with the local authority, tax authority or cadastre)

### Time required to complete each procedure (calendar days)

- Does not include time spent gathering information
- Each procedure starts on a separate day
- Procedure completed once final document is received
- No prior personal contact with officials

### Cost required to complete each procedure (% of property value)

- Official costs only, no bribes
- No value added or capital gains taxes included



### Case Study Assumptions

#### The parties (buyer and seller):

- Are limited liability companies, 100% domestically and privately owned.
- Are located in the periurban area of the economy's largest business city.
- Have 50 employees each, all of whom are nationals.
- Perform general commercial activities.

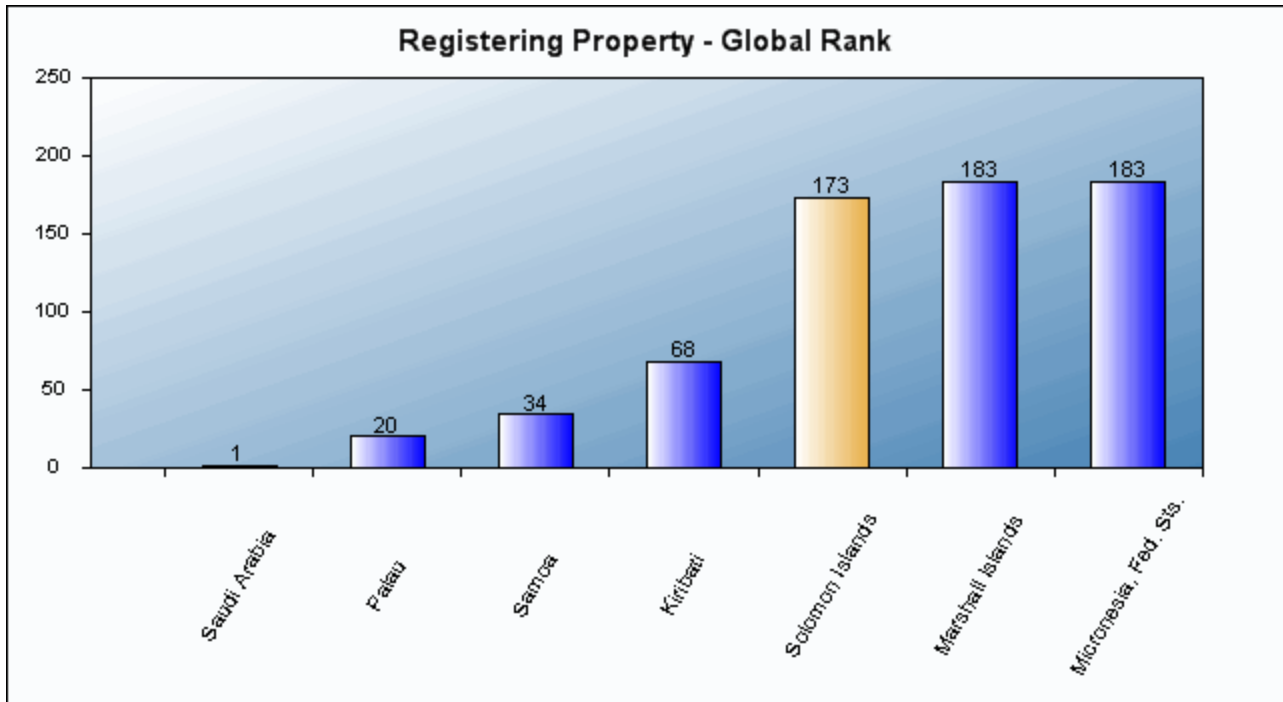
#### The property (fully owned by the seller):

- Has a value of 50 times income per capita. The sale price equals the value.
- Has no mortgages attached and has been under the same ownership for the past 10 years.
- Is registered in the land registry or cadastre, or both, and is free of title disputes.
- Is located in a periurban commercial zone, and no rezoning is required.
- Consists of a 557.4 square meters (6,000 square feet) land and 10 years old 2-story warehouse of 929 square meters (10,000 square feet) located on the land. The warehouse is in good condition and complies with all safety standards, building codes and legal requirements. The property will be transferred in its entirety.

## 1. Benchmarking Registering Property Regulations:

Solomon Islands is ranked 173 overall for Registering Property.

Ranking of Solomon Islands in Registering Property - Compared to good practice and selected economies:



The following table shows Registering Property data for Solomon Islands compared to good practice and comparator economies:

<b>Good Practice Economies</b>	<b>Procedures (number)</b>	<b>Time (days)</b>	<b>Cost (% of property value)</b>
<b>New Zealand*</b>		2	
<b>Norway*</b>	1		
<b>Saudi Arabia</b>			0.0

<i>Selected Economy</i>			
<b>Solomon Islands</b>	<b>10</b>	<b>297</b>	<b>4.9</b>

<i>Comparator Economies</i>			
<b>Kiribati</b>	5	513	0.0
<b>Marshall Islands</b>	no practice	no practice	no practice
<b>Micronesia, Fed. Sts.</b>	no practice	no practice	no practice
<b>Palau</b>	5	14	0.3
<b>Samoa</b>	5	27	1.6

\* The following economies are also good practice economies for :

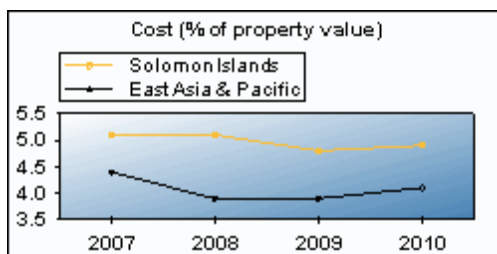
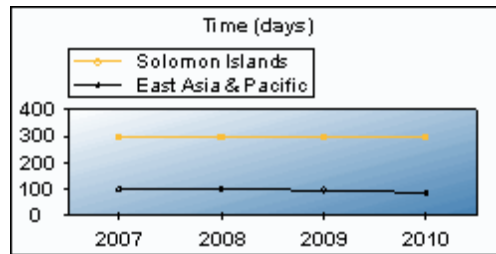
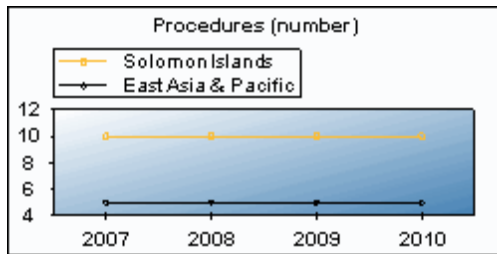
**Procedures (number): United Arab Emirates**

**Time (days): Saudi Arabia, Thailand, United Arab Emirates**

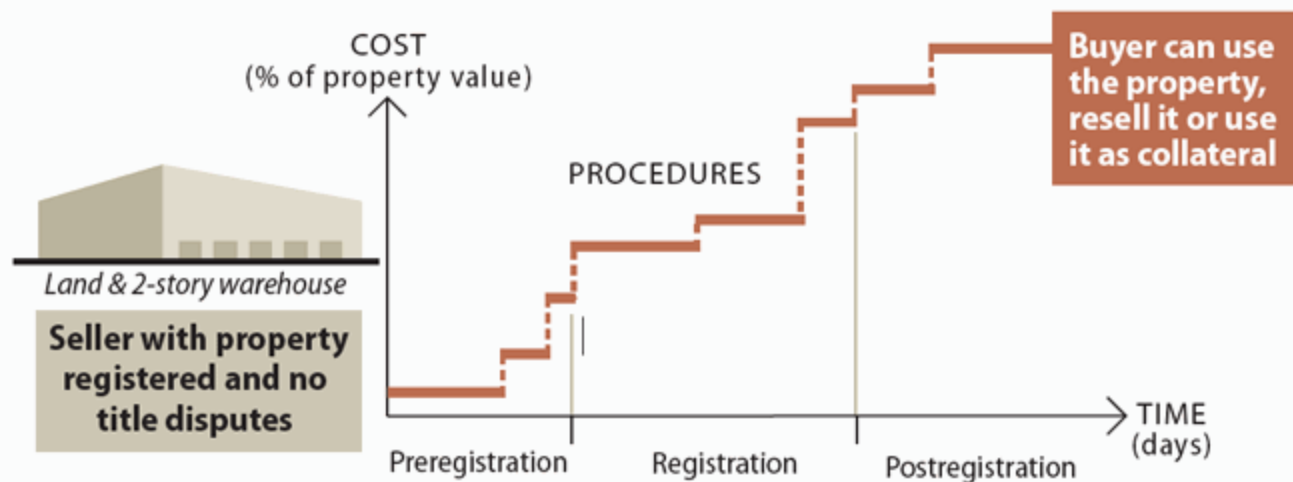
## 2. Historical data: Registering Property in Solomon Islands

Registering Property data	Doing Business 2008	Doing Business 2009	Doing Business 2010	Doing Business 2011
Rank	..	..	171	173
Procedures (number)	10	10	10	10
Time (days)	297	297	297	297
Cost (% of property value)	5.1	5.1	4.8	4.9

3. The following graphs illustrate the Registering Property sub indicators in Solomon Islands over the past 4 years:



## What are the time, cost and number of procedures required to transfer a property between 2 local companies?



This topic examines the steps, time, and cost involved in registering property in Solomon Islands.

### STANDARDIZED PROPERTY

Property Value: 368,513.01

City: Honiara

#### Registration Requirements:

No:	Procedure	Time to complete	Cost to complete
1	Check the parcel number with the Registrar	1 - 2 days	SBD 30
2	Obtain tax and encumbrances clearance	1 day	SBD 10
3	Confirm boundary maps of the property	4 days	no cost
4	Contract a surveyor to survey the land	20 days	SBD 1000
5	Get consent to transfer from the Commissioner of Lands	25 days	SBD 300
6 *	Prepare and sign transfer contract	1 day (simultaneous with procedure 7)	0.5% of the value of the transaction (legal fees)
7 *	Verify registration of the vendor company	1 day (simultaneous with procedure 6)	SBD 30

8	Notarize the transfer contract	1 day	SBD 10 – 50
9	Pay Stamp Duty at Inland Revenue	1 - 3 days	Stamp duty according to the following scale when the consideration or amount exceeds: SBD 10,000 2% of consideration or amount. SBD 25,000 but does not exceed 50,000 3% of the consideration or amount. SBD 50,000 4% of consideration or amount
10	Register the transfer	240 days	SBD 100

\* Takes place simultaneously with another procedure.

## Registering Property Details - Solomon Islands

### Procedure 1 Check the parcel number with the Registrar

**Time to complete:** 1 - 2 days

**Cost to complete:** SBD 30

**Agency:** Registry of Titles Office

**Comment:** Parties obtain these copies at the Ministry of Lands/Registrar of Titles.

### Procedure 2 Obtain tax and encumbrances clearance

**Time to complete:** 1 day

**Cost to complete:** SBD 10

**Agency:** Registry of Titles Office

**Comment:** Parties obtain tax clearance and assurance of no encumbrances or liens on the land from the Commissioner of Lands.

### Procedure 3 Confirm boundary maps of the property

**Time to complete:** 4 days

**Cost to complete:** no cost

**Comment:** This is not mandatory but it is standard practice to confirm the boundary maps. Limits to the property are marked with cement "pegs", and It is necessary to verify them. Most properties in Honiara have property pegs.

### Procedure 4 Contract a surveyor to survey the land

**Time to complete:** 20 days

**Cost to complete:** SBD 1000

**Agency:** Survey Department at the Ministry of Land

**Comment:** One may be able to hire staff from the Survey Department at the Ministry of Land, but there is a shortage of staff there so it is usually necessary to hire a private surveyor.

### Procedure 5 Get consent to transfer from the Commissioner of Lands

**Time to complete:** 25 days

**Cost to complete:** SBD 300



**Agency:** Commissioner of Lands

**Comment:** The Commissioner of Lands checks the files and authorizes the transfer. He cannot delegate his signature for transfers.

#### **Procedure 6 Prepare and sign transfer contract**

**Time to complete:** 1 day (simultaneous with procedure 7)

**Cost to complete:** 0.5% of the value of the transaction (legal fees)

**Comment:** Exchange of contracts is in accordance with the law. Lawyers must act for the Company. They will need to have checked consent boundaries and investigate the title. The parties choose the law firm and the lawyers act for the companies. The vendor company agents must either have the company seal or be authorized to sign on behalf of the company with a power of attorney. In Honiara, the transfer will refer to a leases or a fixed term estate (both last 25-50 years generally).

#### **Procedure 7 Verify registration of the vendor company**

**Time to complete:** 1 day (simultaneous with procedure 6)

**Cost to complete:** SBD 30

**Agency:** Registrar of Companies

**Comment:** Lawyers are instructed to ensure completion in accordance with the law and ensure the transfer of title. They conduct this procedure at the Registrar. The evidence of incorporation must be presented in accordance to  
Evidence of incorporation  
LN 85/1968  
7. An application for registration of a dealing whereby a corporation acquires an interest shall be accompanied by such evidence of incorporation as the Registrar may require.

#### **Procedure 8 Notarize the transfer contract**

**Time to complete:** 1 day

**Cost to complete:** SBD 10 – 50

**Agency:** Registry of Titles Office

**Comment:** This contract must be witnessed or notarized by either a public notary, a solicitor or civil servant (surveyor above level 5 or land officers). Fees are not regulated and vary between SBD 10 and 50.

#### **Procedure 9 Pay Stamp Duty at Inland Revenue**

**Time to complete:** 1 - 3 days

**Cost to complete:** Stamp duty according to the following scale when the consideration or amount exceeds:  
SBD 10,000 2% of consideration or amount.  
SBD 25,000 but does not exceed 50,000 3% of the consideration or amount.  
SBD 50,000 4% of consideration or amount

**Agency:** Inland Revenue

**Comment:**

**Procedure 10 Register the transfer**

**Time to complete:** 240 days

**Cost to complete:** SBD 100

**Agency:** Registry of Titles Office

**Comment:** The time includes the delay in obtaining the final confirmation of registration. Due to the backlog, one may wait up to 2 years for this confirmation. The registrar of titles covers all the country. It uses a Torrens system and records on paper the information related to a title (ownership, encumbrances ...) Titles are scanned as a backup. A computer system records all the transactions requested about a parcel (encumbrances checking, title transfer request ...). However, this computer system does not record ownership or encumbrances; it just records that someone registered a transfer. The owner is informed that the transaction is registered by the "Advice of registration of a dealing" sent by post.

Through two sets of indicators, *Doing Business* assesses the legal rights of borrowers and lenders with respect to secured transactions and the sharing of credit information. The depth of credit information index measures rules and practices affecting the coverage, scope and accessibility of credit information available through either a public credit registry or a private credit bureau. Credit information systems mitigate the ‘information asymmetry’ in lending and enable lenders to view a borrower’s financial history (positive or negative), providing them with valuable information to consider when assessing risk. Credit information systems benefit borrowers as well, allowing good borrowers to establish a reputable credit history which will enable them to access credit more easily. The Legal Rights Index measures the degree to which collateral and bankruptcy laws protect the rights of borrowers and lenders and thus facilitate lending. Sound collateral laws will enable businesses to use their assets, especially movable property, as security to generate capital while having strong creditor’s rights has been associated with higher ratios of private sector credit to GDP.

### Some reform outcomes

*After Vietnam’s new Civil Code was enacted in 2005, a decree further clarified the provisions governing secured transactions. Since the inclusion of the new provisions, the number of registrations increased from 43,000 (2005) to 120,000 (end of 2008).*

*In 2008, when Zambia established a private credit bureau, its database initially covered about 25,000 borrowers. Thanks to a strong communication campaign and a central bank directive, coverage has grown 10-fold in the past 2 years, exceeding 200,000 by the beginning of 2010.*

### What do the Getting Credit indicators measure?

#### Strength of legal rights index (0–10)

- Protection of rights of borrowers and lenders through collateral laws
- Protection of secured creditors’ rights through bankruptcy laws

#### Depth of credit information index (0–6)

- Scope and accessibility of credit information distributed by public credit registries and private credit bureaus

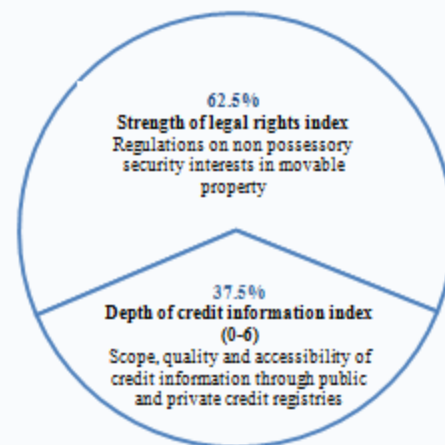
#### Public credit registry coverage (% of adults)

- Number of individuals and firms listed in public credit registry as percentage of a adult population

#### Private credit bureau coverage (% of adults)

- Number of individuals and firms listed in largest private credit bureau as percentage of a adult population

### Getting Credit: collateral rules and credit information



*Note: Private bureau coverage and public credit registry coverage are measured but do not count for the rankings.*

### Case Study Assumptions (applying to the Legal Rights Index only)

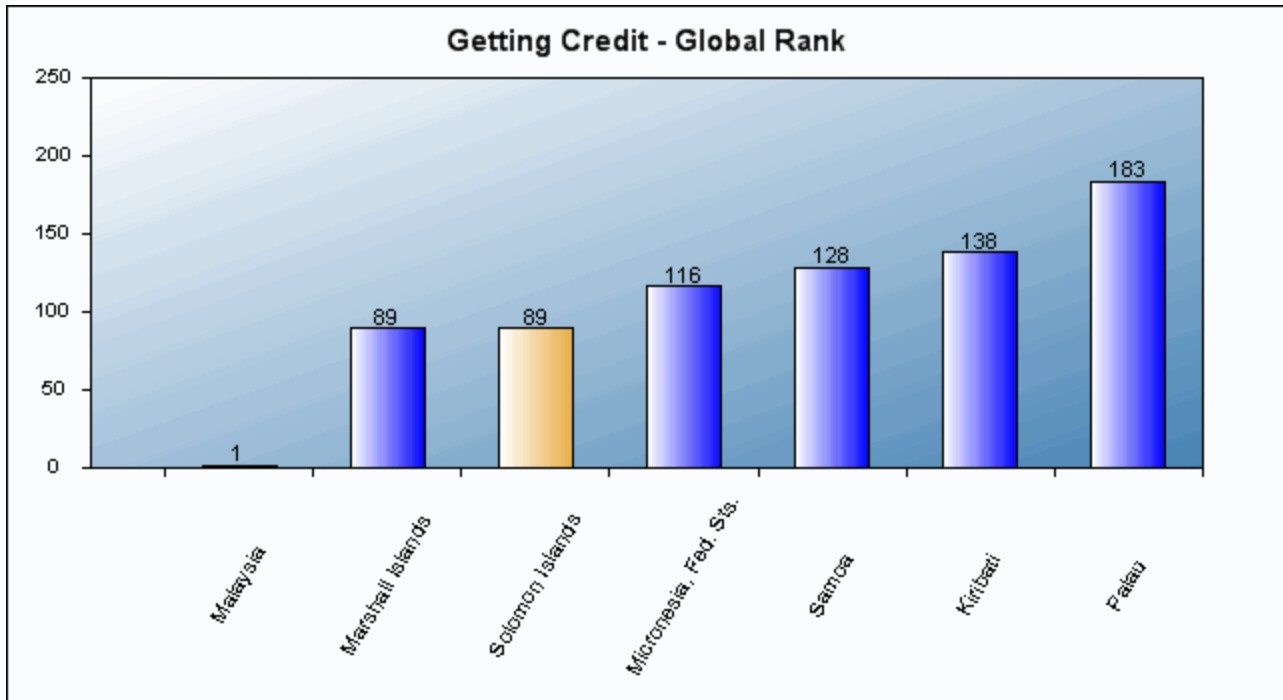
#### The Debtor

- is a Private Limited Liability Company
- has its Headquarters and only base of operations in the largest business city
- obtains a loan from a local bank (the Creditor) for an amount up to 10 times income (GNI) per capita
- Both creditor and debtor are 100% domestically owned.

## 1. Benchmarking Getting Credit Regulations:

Solomon Islands is ranked 89 overall for Getting Credit.

Ranking of Solomon Islands in Getting Credit - Compared to good practice and selected economies:



The following table shows Getting Credit data for Solomon Islands compared to good practice and comparator economies:

<b>Good Practice Economies</b>	<b>Strength of legal rights index (0-10)</b>	<b>Depth of credit information index (0-6)</b>	<b>Public registry coverage (% of adults)</b>	<b>Private bureau coverage (% of adults)</b>
<b>New Zealand*</b>				100.0
<b>Portugal</b>			67.1	
<b>Singapore*</b>	10			
<b>United Kingdom</b>		6		

<i>Selected Economy</i>				
<b>Solomon Islands</b>	<b>8</b>	<b>0</b>	<b>0.0</b>	<b>0.0</b>

<i>Comparator Economies</i>				
<b>Kiribati</b>	5	0	0.0	0.0
<b>Marshall Islands</b>	8	0	0.0	0.0
<b>Micronesia, Fed. Sts.</b>	7	0	0.0	0.0
<b>Palau</b>	0	0	0.0	0.0
<b>Samoa</b>	6	0	0.0	0.0

\* The following economies are also good practice economies for :

**Strength of legal rights index (0-10): Hong Kong, China, Kenya, Kyrgyz Republic, Malaysia**

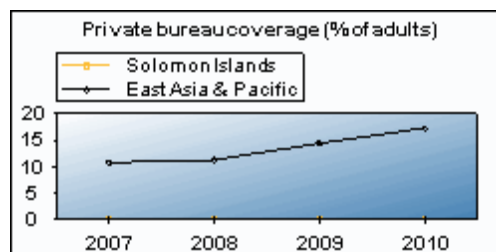
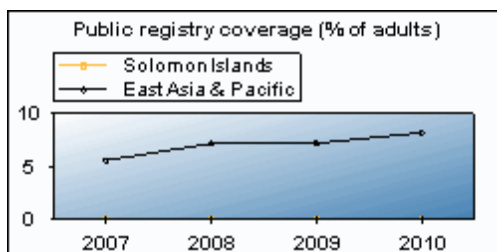
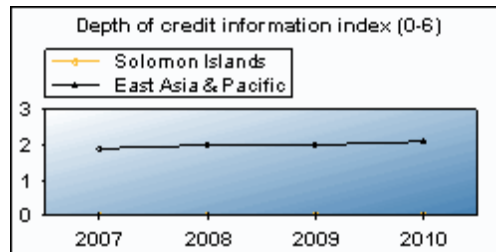
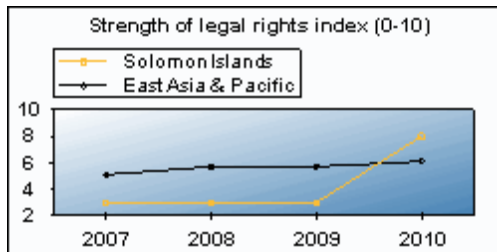
**Private bureau coverage (% of adults): Argentina, Australia, Canada, Iceland, Ireland, Norway, Sweden, United Kingdom, United States**

**27 countries have the highest credit information index.**

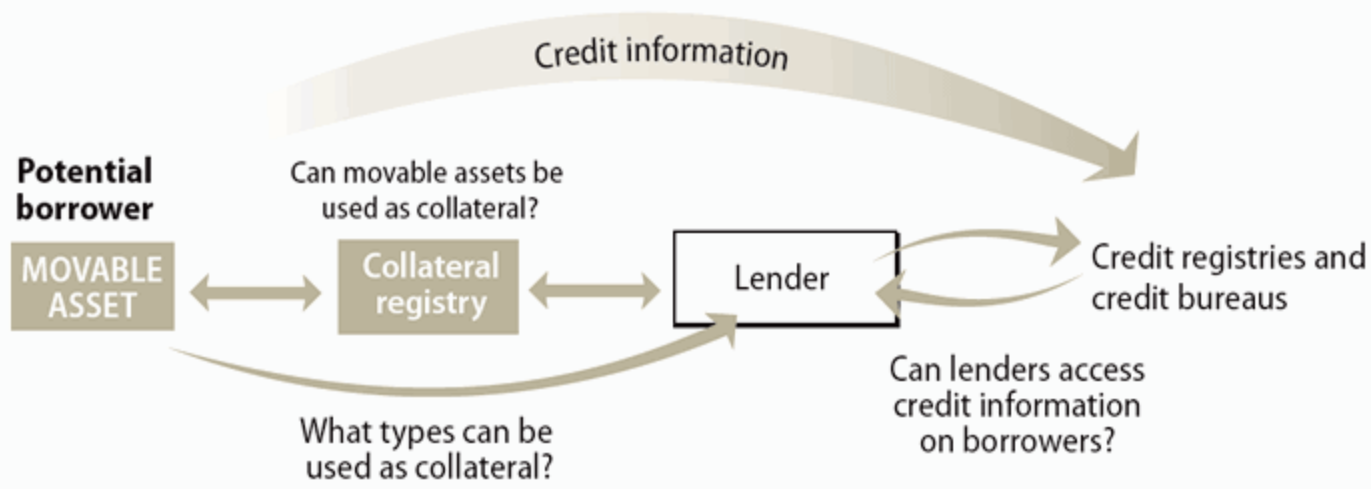
## 2. Historical data: Getting Credit in Solomon Islands

Getting Credit data	Doing Business 2008	Doing Business 2009	Doing Business 2010	Doing Business 2011
Rank	..	..	167	89
Strength of legal rights index (0-10)	3	3	3	8
Depth of credit information index (0-6)	0	0	0	0
Private bureau coverage (% of adults)	0.0	0.0	0.0	0.0
Public registry coverage (% of adults)	0.0	0.0	0.0	0.0

3. The following graphs illustrate the Getting Credit sub indicators in Solomon Islands over the past 4 years:



**Do lenders have credit information on entrepreneurs seeking credit?  
Is the law favorable to borrowers and lenders using movable assets as collateral?**



The following table summarize legal rights of borrowers and lenders, and the availability and legal framework of credit registries in Solomon Islands.

Getting Credit Indicators (2010)			Indicator
<b>Private bureau coverage (% of adults)</b>	<b>Private credit bureau</b>	<b>Public credit registry</b>	<b>0</b>
Are data on both firms and individuals distributed?	No	No	0
Are both positive and negative data distributed?	No	No	0
Does the registry distribute credit information from retailers, trade creditors or utility companies as well as financial institutions?	No	No	0
Are more than 2 years of historical credit information distributed?	No	No	0
Is data on all loans below 1% of income per capita distributed?	No	No	0
Is it guaranteed by law that borrowers can inspect their data in the largest credit registry?	No	No	0
<b>Coverage</b>	0.0	0.0	
Number of individuals		0	0
Number of firms		0	0

**Strength of legal rights index (0-10)****8**

Can any business use movable assets as collateral while keeping possession of the assets; and any financial institution accept such assets as collateral ?

---

Does the law allow businesses to grant a non possessory security right in a single category of movable assets, without requiring a specific description of collateral?

---

Does the law allow businesses to grant a non possessory security right in substantially all of its assets, without requiring a specific description of collateral?

---

May a security right extend to future or after-acquired assets, and may it extend automatically to the products, proceeds or replacements of the original assets ?

---

Is a general description of debts and obligations permitted in collateral agreements, so that all types of obligations and debts can be secured by stating a maximum amount rather than a specific amount between the parties ?

---

Is a collateral registry in operation, that is unified geographically and by asset type, as well as indexed by the grantor's name of a security right ?

---

Do secured creditors have absolute priority to their collateral outside bankruptcy procedures?

---

Do secured creditors have absolute priority to their collateral in bankruptcy procedures?

---

During reorganization, are secured creditors' claims exempt from an automatic stay on enforcement?

---

Does the law authorize parties to agree on out of court enforcement?

---



Stronger investor protections matter for the ability of companies to raise the capital needed to grow, innovate, diversify and compete. This is all the more crucial in times of financial crisis when entrepreneurs must navigate through defiant environments to finance their activities. Using 3 indices of investor protection, *Doing Business* measures how economies regulate a standard case of self-dealing, use of corporate assets for personal gains. Since 2005, 51 economies have strengthened investor protections as measured by *Doing Business*.

### Some reform outcomes

*In Indonesia, an economy that consistently improved its laws regulating investor protections, the number of firms listed on the Indonesia Stock Exchange increased from 331 to 396 between 2004 and 2009. Meanwhile, market capitalization grew from 680 trillion rupiah (\$75 billion) to 1,077 trillion rupiah (\$119 billion).*

*After Thailand amended its laws in 2006 and 2008, more than 85 transactions that failed to comply with the disclosure standards were suspended. Thirteen were deemed prejudicial and were therefore canceled, thus preventing damage to the companies involved and preserving their value. Companies were not deterred either, as more than 30 new companies joined the stock exchange since 2005 bringing the number of listed companies to 523.*

### What do the Protecting Investors indicators measure?

#### Extent of disclosure index (0–10)

- Who can approve related-party transactions
- Requirements for external and internal disclosure in case of related-party transactions

#### Extent of director liability index (0–10)

- Ability of shareholders to hold the interested party and the approving body liable in case of a prejudicial related-party transaction
- Available legal remedies (damages, repayment of profits, fines, imprisonment and rescission of the transaction)
- Ability of shareholders to sue directly or derivatively

#### Ease of shareholder suits index (0–10)

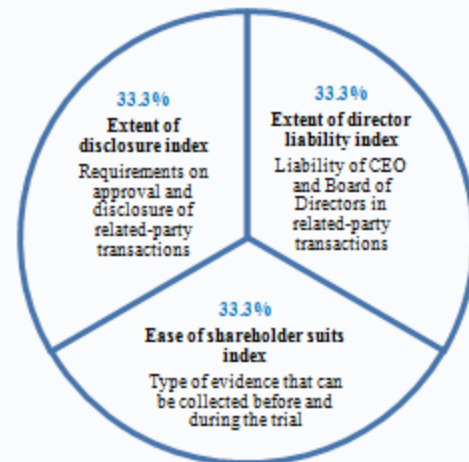
- Documents and information available during trial
- Access to internal corporate documents (directly or through a government inspector)

#### Strength of investor protection index (0–10)

- Simple average of the extent of disclosure, extent of director liability and ease of shareholder suits indices

**Protecting Investors:** minority shareholder rights in related-party transactions

Rankings are based on 3 subindicators



### Case Study Assumptions

#### The business (Buyer):

- Is a publicly traded corporation listed on the economy's most important stock exchange (or at least a large private company with multiple shareholders),
- Has a board of directors and a chief executive officer (CEO) who may legally act on behalf of Buyer where permitted, even if this is not specifically required by law.

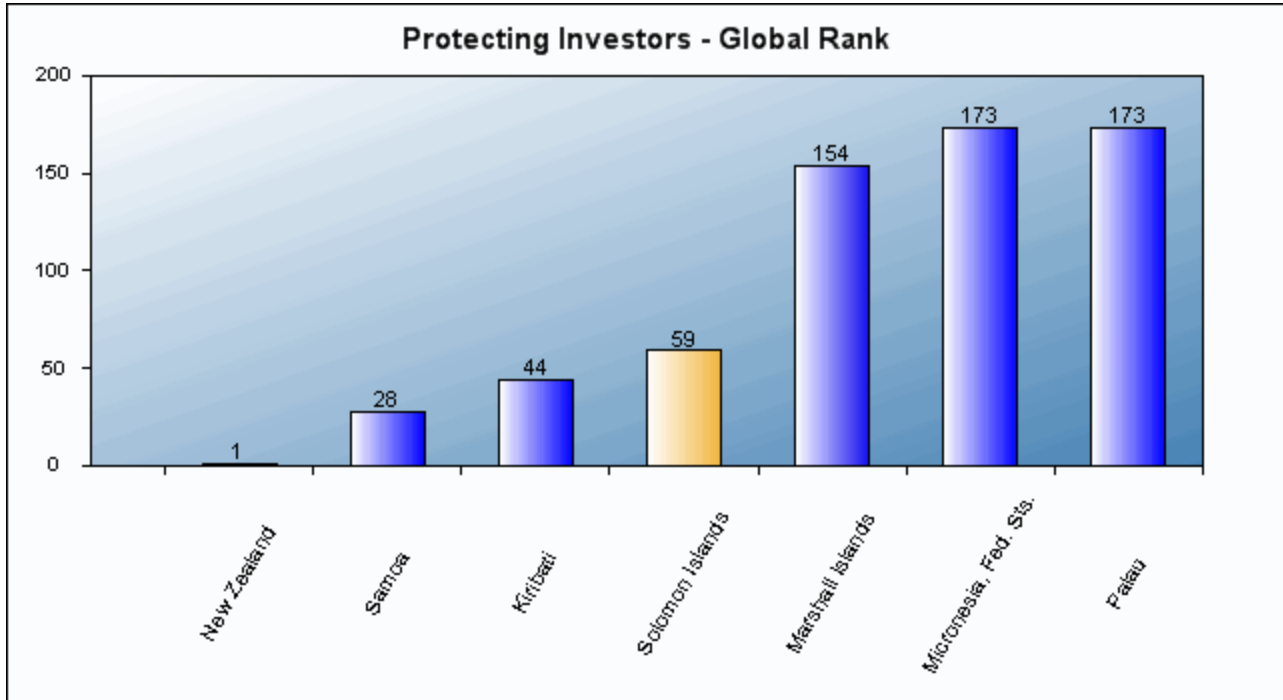
#### The transaction

- Mr. James, a director and the majority shareholder of the company, proposes that the company purchase used trucks from another company he owns.
- The price is higher than the going price for used trucks, but the transaction goes forward.
- All required approvals are obtained, and all required disclosures made, though the transaction is prejudicial to the purchasing company.
- Shareholders sue the interested parties and the members of the board of directors.

## 1. Benchmarking Protecting Investors Regulations:

Solomon Islands is ranked 59 overall for Protecting Investors.

Ranking of Solomon Islands in Protecting Investors - Compared to good practice and selected economies:



The following table shows Protecting Investors data for Solomon Islands compared to good practice and comparator economies:

<b>Good Practice Economies</b>	<b>Strength of investor protection index (0-10)</b>
<b>New Zealand</b>	9.7

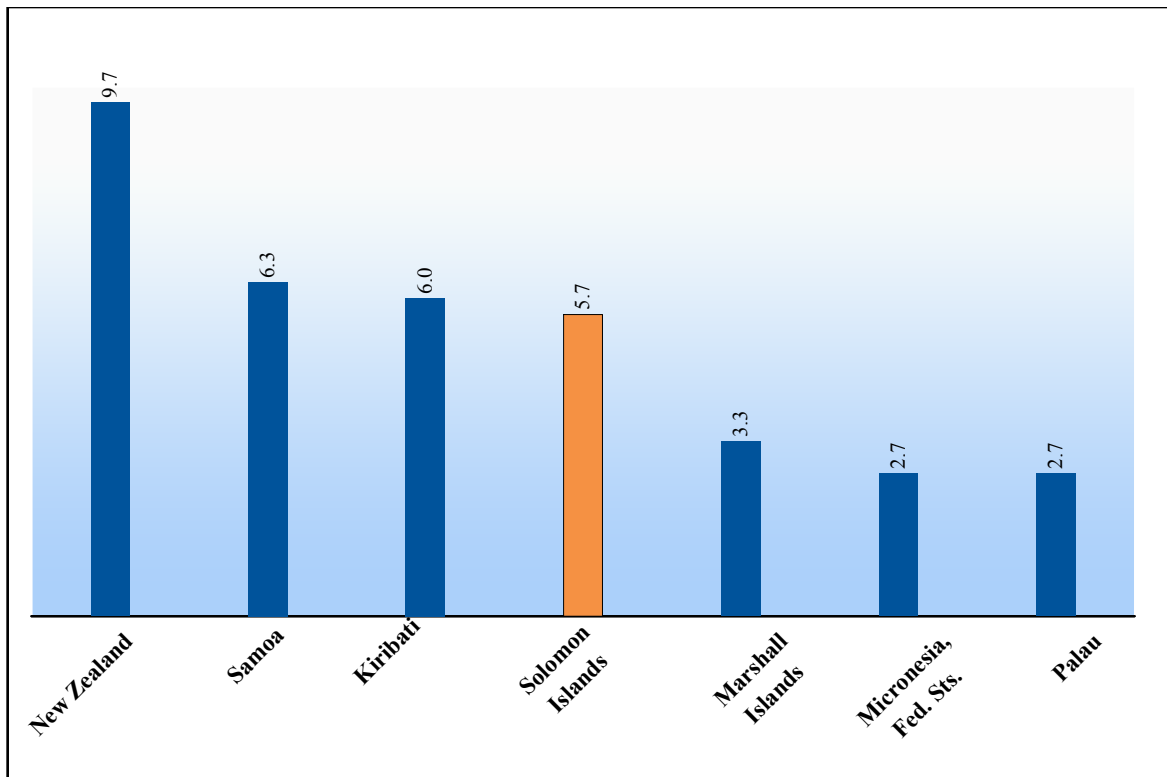
<i>Selected Economy</i>	
<b>Solomon Islands</b>	5.7

<i>Comparator Economies</i>	
<b>Kiribati</b>	6.0
<b>Marshall Islands</b>	3.3
<b>Micronesia, Fed. Sts.</b>	2.7
<b>Palau</b>	2.7
<b>Samoa</b>	6.3

**2. Historical data: Protecting Investors in Solomon Islands**

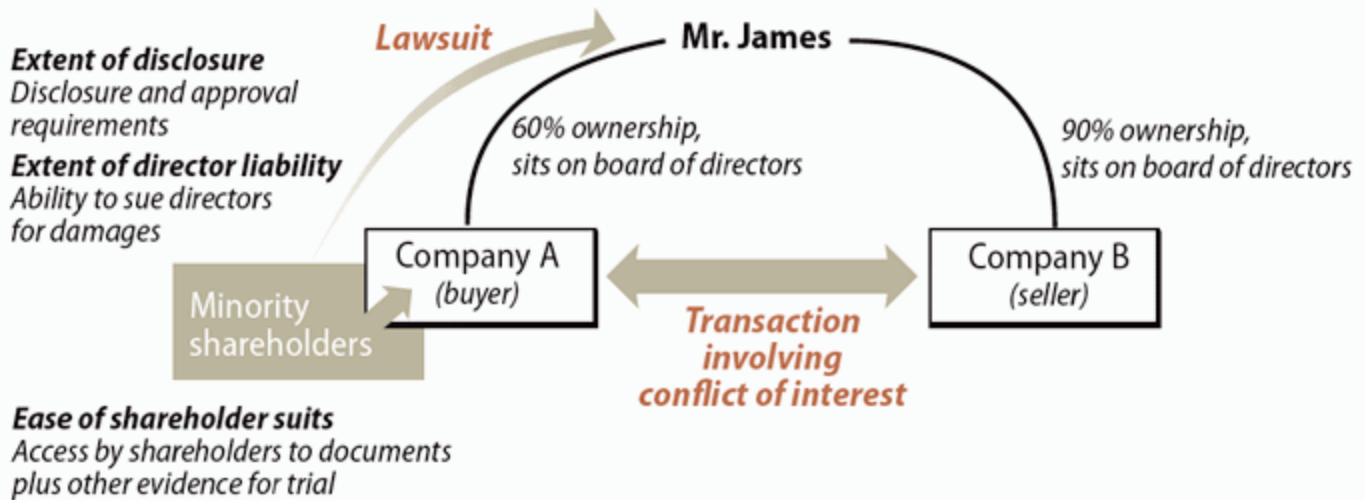
Protecting Investors data	Doing Business 2008	Doing Business 2009	Doing Business 2010	Doing Business 2011
Rank	..	..	57	59
Strength of investor protection index (0-10)	5.7	5.7	5.7	5.7

**3. The following graph illustrates the Protecting Investors index in Solomon Islands compared to best practice and selected Economies:**



Note: The higher the score, the greater the investor protection.

## How well are minority shareholders protected against self-dealing in related-party transactions?



The table below provides a full breakdown of how the disclosure, director liability, and shareholder suits indexes are calculated in Solomon Islands.

Protecting Investors Data (2010)	Indicator
<b>Extent of disclosure index (0-10)</b>	<b>3</b>
What corporate body provides legally sufficient approval for the transaction?	1
Whether immediate disclosure of the transaction to the public and/or shareholders is required?	0
Whether disclosure of the transaction in published periodic filings (annual reports) is required?	0
Whether disclosure of the conflict of interest by Mr. James to the board of directors is required?	2
Whether an external body must review the terms of the transaction before it takes place?	0
<b>Extent of director liability index (0-10)</b>	<b>7</b>
Whether shareholders can hold Mr. James liable for the damage that the Buyer-Seller transaction causes to the company?	2
Whether shareholders can hold the approving body (the CEO or board of directors) liable for the damage that the Buyer-Seller transaction causes to the company?	1
Whether a court can void the transaction upon a successful claim by a shareholder plaintiff?	1
Whether Mr. James pays damages for the harm caused to the company upon a successful claim by the shareholder plaintiff?	1

Whether Mr. James repays profits made from the transaction upon a successful claim by the shareholder plaintiff?	1
Whether fines and imprisonment can be applied against Mr. James?	0
Whether shareholders can sue directly or derivatively for the damage that the Buyer-Seller transaction causes to the company?	1
<b>Ease of shareholder suits index (0-10)</b>	<b>7</b>
Whether the plaintiff can obtain any documents from the defendant and witnesses during trial?	3
Whether the plaintiff can directly question the defendant and witnesses during trial?	2
Whether the plaintiff can request categories of documents from the defendant without identifying specific ones?	1
Whether shareholders owning 10% or less of Buyer's shares can request an inspector to investigate the transaction?	0
Whether the level of proof required for civil suits is lower than that of criminal cases?	1
Whether shareholders owning 10% or less of Buyer's shares can inspect transaction documents before filing suit?	0
<b>Strength of investor protection index (0-10)</b>	<b>5.7</b>

Taxes are essential to provide public amenities, infrastructure and services which are crucial for a properly functioning economy. *Doing Business* data show that economies where it is more difficult and costly to pay taxes have larger shares of informal sector activity. More than 60% of economies have reformed in the last 6 years and are starting to see concrete results.

### Some reform outcomes

*Colombia introduced a new electronic system for social security and labor taxes in 2006 and by 2008 the social security contributions collected from small and medium-size companies rose by 42%, to 550 billion pesos.*

*Mauritius reduced the corporate income tax rate from 25% to 15% and removed exemptions and industry-specific allowances in 2006 and saw their corporate income tax revenue grow by 27% in the following year, and in 2008/09 it increased by 65%.*

### What do the Paying taxes indicators measure?

**Tax payments for a manufacturing company in 2009**  
(number per year adjusted for electronic or joint filing and payment)

- Total number of taxes and contributions paid, including consumption taxes (value added tax, sales tax or goods and service tax)
- Method and frequency of filing and payment

**Time required to comply with 3 major taxes** (hours per year)

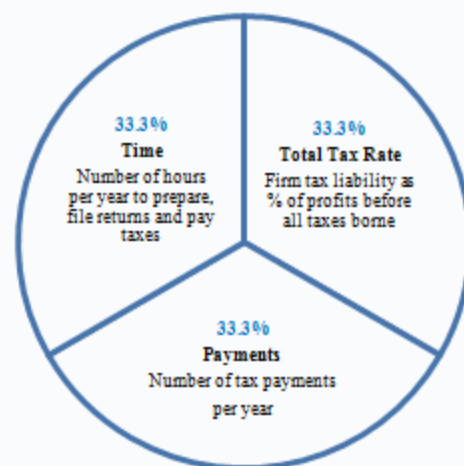
- Collecting information and computing the tax payable
- Completing tax return forms, filing with proper agencies
- Arranging payment or withholding
- Preparing separate tax accounting books, if required

**Total tax rate** (% of profit)

- Profit or corporate income tax
- Mandatory social contributions and labor taxes paid by the employer
- Property and property transfer taxes
- Dividend, capital gains and financial transactions taxes
- Waste collection, vehicle, road and other taxes

**Paying Taxes:** tax compliance for a local manufacturing company

Rankings are based on 3 subindicators



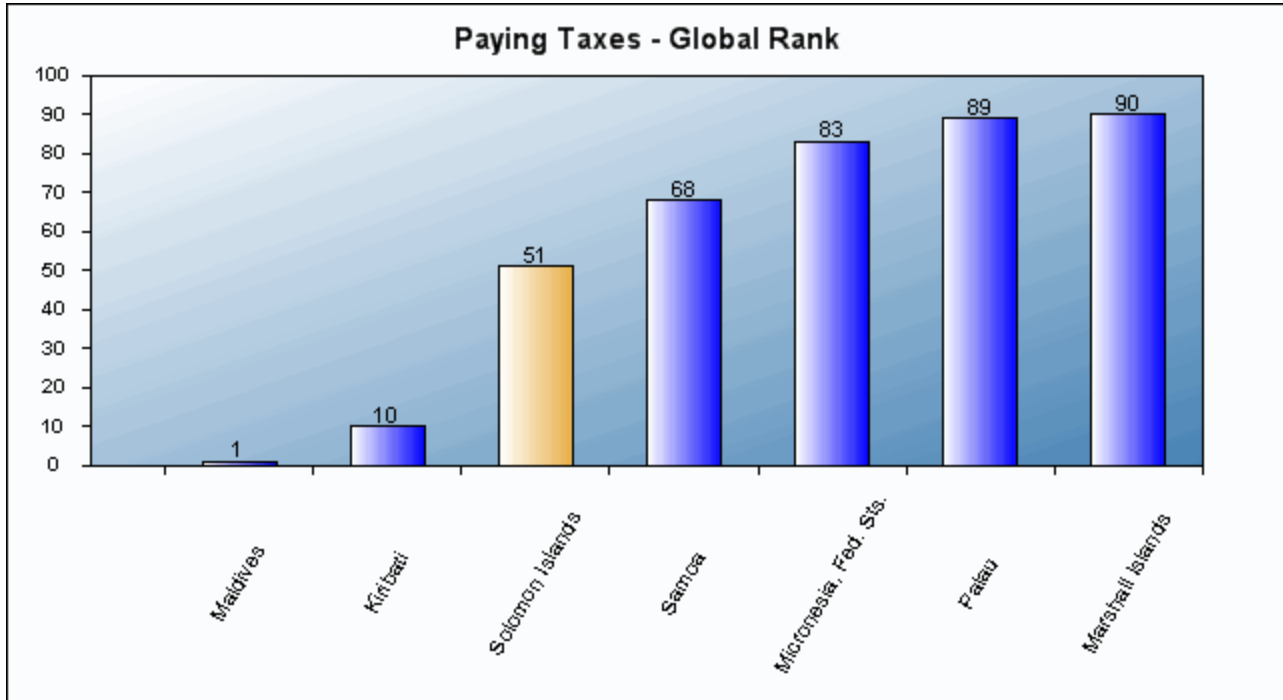
### Case Study Assumptions

- TaxpayerCo is a medium-size business that started operations 2 years ago.
- Tax practitioners are asked to review its financial statements, as well as a standard list of transactions that the company completed during the year.
- Respondents are asked how much in taxes and mandatory contributions the business must pay and what the process is for doing so.
- The business starts from the same financial position in each economy. All the taxes and mandatory contributions paid during the second year of operation are recorded.
- Taxes and mandatory contributions are measured at all levels of government
- Taxes and mandatory contributions include corporate income tax, turnover tax, all labor taxes and contributions paid by the company.
- A range of standard deductions and exemptions are also recorded.

## 1. Benchmarking Paying Taxes Regulations:

Solomon Islands is ranked 51 overall for Paying Taxes.

Ranking of Solomon Islands in Paying Taxes - Compared to good practice and selected economies:





The following table shows Paying Taxes data for Solomon Islands compared to good practice and comparator economies:

<b>Good Practice Economies</b>	<b>Payments (number per year)</b>	<b>Time (hours per year)</b>	<b>Total tax rate (% profit)</b>
<b>Maldives*</b>	3	0	
<b>Timor-Leste</b>			0.2

<i>Selected Economy</i>			
<b>Solomon Islands</b>	<b>33</b>	<b>80</b>	<b>36.4</b>

<i>Comparator Economies</i>			
<b>Kiribati</b>	7	120	31.8
<b>Marshall Islands</b>	21	128	64.9
<b>Micronesia, Fed. Sts.</b>	21	128	58.7
<b>Palau</b>	19	128	73.0
<b>Samoa</b>	37	224	18.9

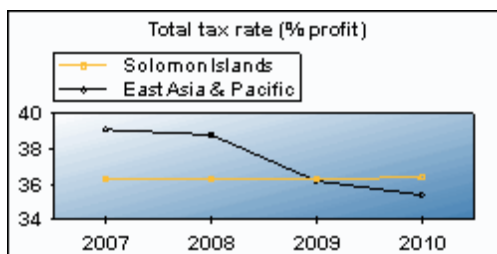
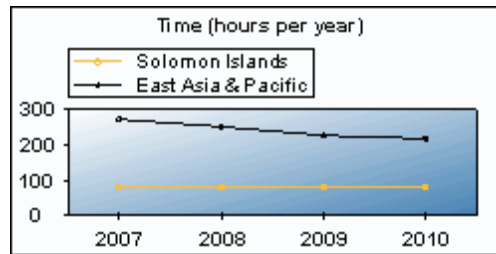
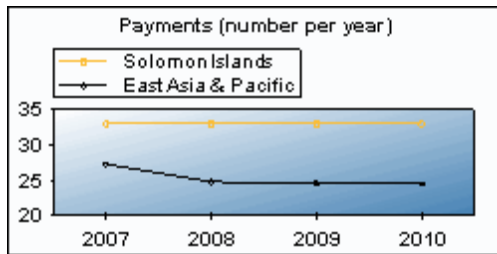
\* The following economies are also good practice economies for :

**Payments (number per year): Qatar**

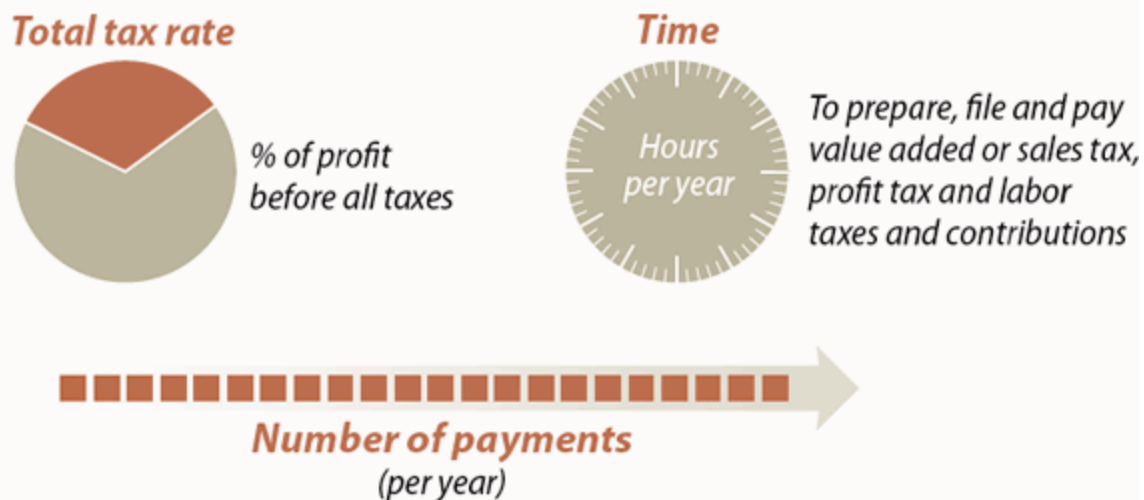
## 2. Historical data: Paying Taxes in Solomon Islands

Paying Taxes data	Doing Business 2008	Doing Business 2009	Doing Business 2010	Doing Business 2011
Rank	..	..	49	51
Total tax rate (% profit)	36.3	36.3	36.3	36.4
Payments (number per year)	33	33	33	33
Time (hours per year)	80	80	80	80

3. The following graphs illustrate the Paying Taxes sub indicators in Solomon Islands over the past 4 years:



## What are the time, total tax rate and number of payments necessary for a local medium-sized company to pay all taxes?



The table below addresses the taxes and mandatory contributions that a medium-size company must pay or withhold in a given year in Solomon Islands, as well as measures of administrative burden in paying taxes.

Tax or mandatory contribution	Payments (number)	Notes on Payments	Time (hours)	Statutory tax rate	Tax base	Total tax rate (% profit)	Notes on TTR
Sales tax	12		42	10.0%	sales		
Stamp duty	1			various rates	transaction value		
Tax on check transactions	1			SBD 1 per check	number of checks	0.10	
Transaction fee on bank transactions	0	paid jointly		fixed fee (SBD 480)		0.20	
Business license fee	1			various rates depending on activity		1.00	
Property tax	1			5.0%	assessed property value	1.90	
Social security contributions	12		30	7.5%	gross salaries	8.50	
Corporate income tax	5		8	30.0%	taxable profit	24.80	
<b>Totals</b>	<b>33</b>		<b>80</b>			<b>36.4</b>	

Making trade between countries easier is increasingly important for business in today's globalized world. Excessive document requirements, burdensome customs procedures, inefficient port operations and inadequate infrastructure all lead to extra costs and delays for exporters and importers, stifling trade potential. Trade facilitation tools such as electronic data interchange systems, risk-based inspections, and single windows help improve an economy's trading environment and boost firms' international competitiveness. *Doing Business* trade indicators take into account documents, cost and time associated with every procedure for trading a standard shipment of goods by ocean transport. Research indicates that exporters in developing countries have much more to gain by a 10% drop in their trading costs than from a similar decrease of the tariffs applied to their products in global markets.

### Some reform outcomes

*In Georgia, reducing customs clearance time by a day has led to operational savings of an estimated \$288 per truck, or an annual \$133 million for the country's whole trading community given the growing amount of cross-border trade in recent years.*

*In Korea, predictable cargo processing times and rapid turnover by ports and warehouses provide a benefit to the Korean economy of some \$2 billion annually.*

### What do the Trading Across Borders indicators measure?

**Trading Across Borders:** exporting and importing by ocean transport

Rankings are based on 3 subindicators

#### Documents required to export and import (number)

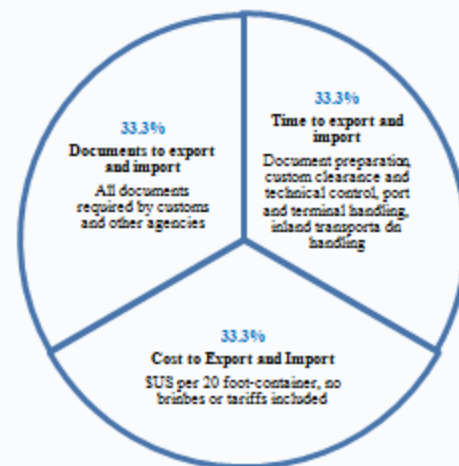
- Bank documents
- Customs clearance documents
- Port and terminal handling documents
- Transport documents

#### Time required to export and import (days)

- Obtaining all the documents
- Inland transport and handling
- Customs clearance and inspections
- Port and terminal handling
- Does not include ocean transport time

#### Cost required to export and import (US\$ per container)

- All documentation
- Inland transport and handling
- Customs clearance and inspections
- Port and terminal handling
- Official costs only, no bribes



### Case Study Assumptions

#### The Business

- Has at least 60 employees and is located in the economy's largest business city
- Is a private, limited liability company, which exports more than 10% of its sales. It is fully domestically owned and does not operate in an export processing zone or an industrial estate with special export or import privileges

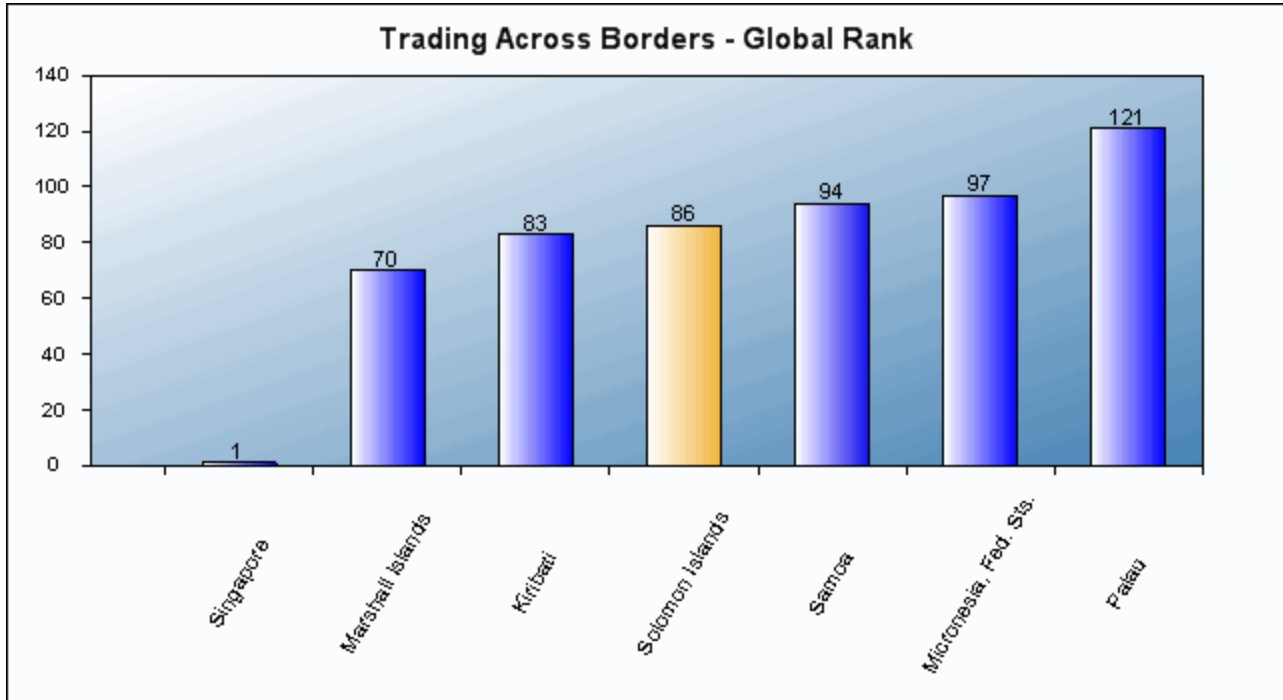
#### The traded product

- Is transported in a dry-cargo, 20-foot full container load; weighs 10 tons and is valued at \$20,000
- Is not hazardous or include military items; it does not require special phytosanitary or environmental safety standards, refrigeration or any other special environment
- Is one of the economy's leading export or import products

## 1. Benchmarking Trading Across Borders Regulations:

Solomon Islands is ranked 86 overall for Trading Across Borders.

Ranking of Solomon Islands in Trading Across Borders - Compared to good practice and selected economies:



The following table shows Trading Across Borders data for Solomon Islands compared to good practice and comparator economies:

<b>Good Practice Economies</b>	<b>Documents to export (number)</b>	<b>Time to export (days)</b>	<b>Cost to export (US\$ per container)</b>	<b>Documents to import (number)</b>	<b>Time to import (days)</b>	<b>Cost to import (US\$ per container)</b>
<b>Denmark*</b>		5				
<b>France</b>	2			2		
<b>Malaysia</b>			450			
<b>Singapore</b>					4	439

<i>Selected Economy</i>						
<b>Solomon Islands</b>	<b>7</b>	<b>24</b>	<b>1023</b>	<b>4</b>	<b>21</b>	<b>1237</b>

<i>Comparator Economies</i>						
<b>Kiribati</b>	6	21	1070	7	21	1070
<b>Marshall Islands</b>	5	21	945	5	33	945
<b>Micronesia, Fed. Sts.</b>	3	30	1295	6	30	1295
<b>Palau</b>	6	29	1070	10	33	1022
<b>Samoa</b>	7	27	820	7	31	848

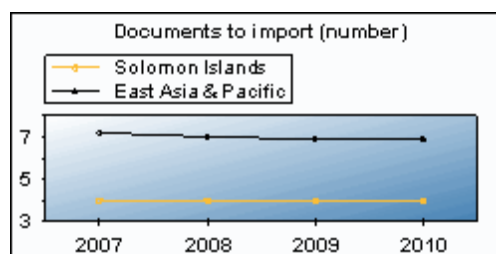
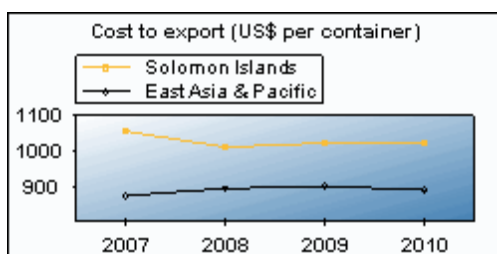
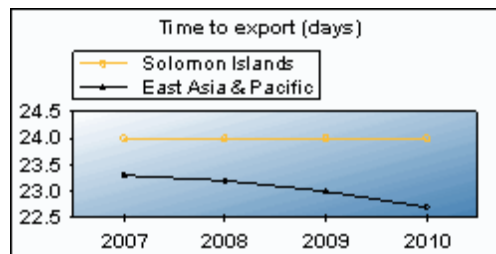
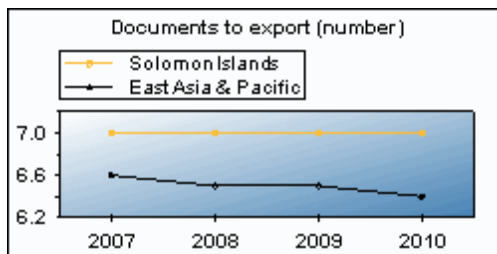
\* The following economies are also good practice economies for :

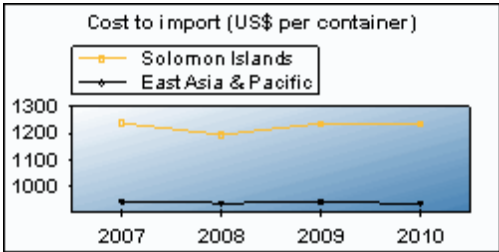
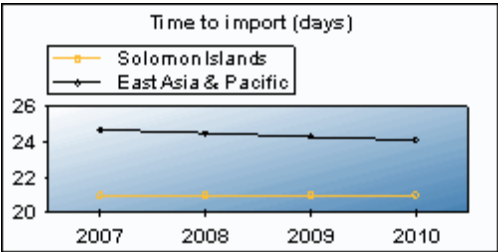
**Time to export (days): Estonia**

## 2. Historical data: Trading Across Borders in Solomon Islands

Trading Across Borders data	Doing Business 2008	Doing Business 2009	Doing Business 2010	Doing Business 2011
Rank	..	..	83	86
Cost to export (US\$ per container)	1056	1011	1023	1023
Cost to import (US\$ per container)	1238	1194	1237	1237
Documents to export (number)	7	7	7	7
Documents to import (number)	4	4	4	4
Time to export (days)	24	24	24	24
Time to import (days)	21	21	21	21

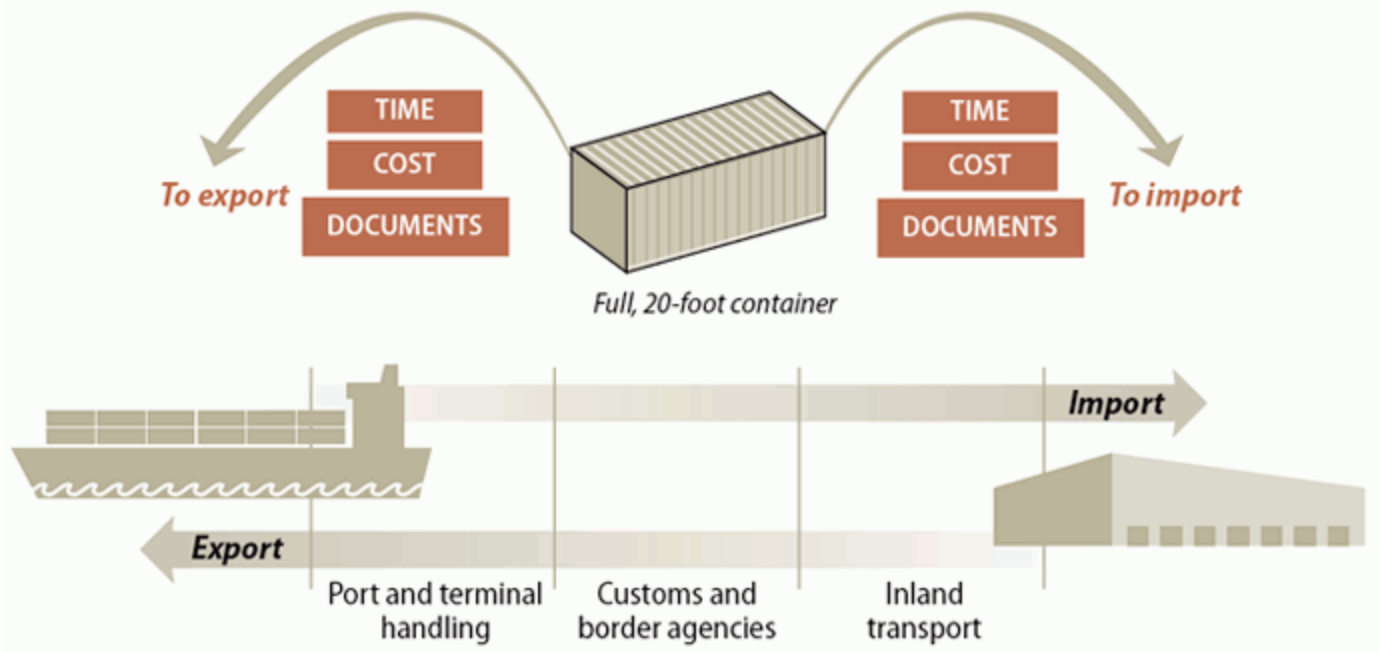
3. The following graphs illustrate the Trading Across Borders sub indicators in Solomon Islands over the past 4 years:







## How much time, how many documents and what cost to export and import across borders by ocean transport?



These tables list the procedures necessary to import and export a standardized cargo of goods in Solomon Islands. The documents required to export and import the goods are also shown.

Nature of Export Procedures (2010)	Duration (days)	US\$ Cost
Documents preparation	6	431
Customs clearance and technical control	4	33
Ports and terminal handling	11	50
Inland transportation and handling	3	509
Totals	24	1023

Nature of Import Procedures (2010)	Duration (days)	US\$ Cost
Documents preparation	5	371
Customs clearance and technical control	3	16
Ports and terminal handling	10	350
Inland transportation and handling	3	500
Totals	21	1237

**Documents for Export and Import**

**Export**

- Bill of lading
- Certificate of origin
- Commercial invoice
- Customs export declaration
- Packing list
- Technical standard/health certificate
- Terminal handling receipts

**Import**

- Bill of lading
- Commercial invoice
- Customs duty receipt
- Customs entry form

Well functioning courts help businesses expand their network and markets. Where contract enforcement is efficient, firms have greater access to credit and are more likely to engage with new borrowers or customers. *Doing Business* measures the efficiency of the judicial system in resolving a commercial sale dispute before local courts. Following the step-by-step evolution of a standardized case study, data relating to the time, cost and procedural complexity of resolving a commercial lawsuit are collected through study of the codes of civil procedure and other court regulations, as well as through surveys completed by local litigation lawyers (and, in a quarter of the countries, by judges as well).

#### Some reform outcomes

*In Rwanda the implementation of specialized commercial courts in May 2008 resulted in a significant decrease of the case backlog, and contributed to reduce the time to resolve a commercial dispute by nearly 3 months.*

*In Austria a "data highway" for the courts that allows attachments to be sent electronically has produced savings of €4.4 million in postage alone.*

#### What do the Enforcing Contracts indicators measure?

**Enforcing Contracts:** resolving a commercial dispute through the courts

Rankings are based on 3 subindicators

#### Procedures to enforce a contract (number)

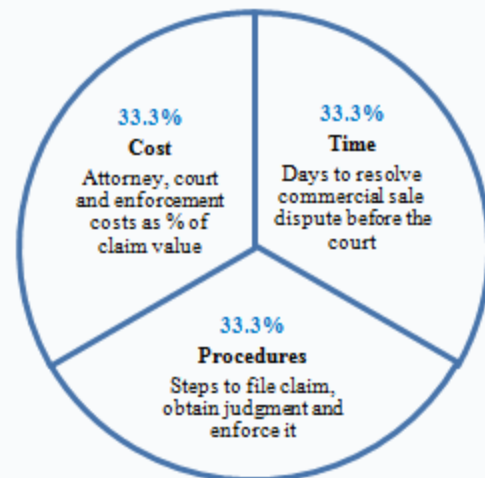
- Any interaction between the parties in a commercial dispute, or between them and the judge or court officer
- Steps to file the case
- Steps for trial and judgment
- Steps to enforce the judgment

#### Time required to complete procedures (calendar days)

- Time to file and serve the case
- Time for trial and obtaining judgment
- Time to enforce the judgment

#### Cost required to complete procedures (% of claim)

- No bribes
- Average attorney fees
- Court costs, including expert fees
- Enforcement costs



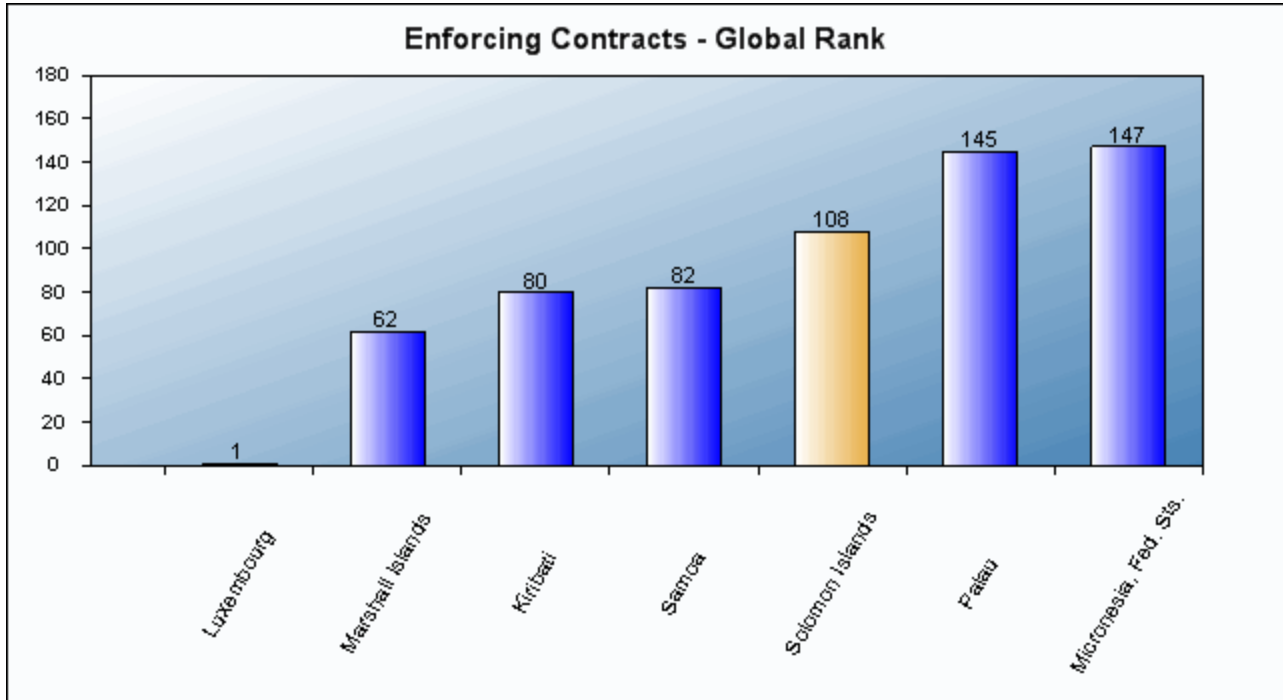
#### Case Study Assumptions

- Seller and Buyer are domestic companies
- Buyer orders custom-made goods, then does not pay
- Seller sues Buyer before competent court
- Value of claim is 200% of GNI per capita
- Seller requests pre-trial attachment to secure claim
- Dispute on quality of the goods requires expert opinion
- Judge decides in favor of Seller, no appeal
- Seller enforces judgment through a public sale of Buyer's movable assets.

## 1. Benchmarking Enforcing Contracts Regulations:

Solomon Islands is ranked 108 overall for Enforcing Contracts.

Ranking of Solomon Islands in Enforcing Contracts - Compared to good practice and selected economies:



The following table shows Enforcing Contracts data for Solomon Islands compared to good practice and comparator economies:

<b>Good Practice Economies</b>	<b>Procedures (number)</b>	<b>Time (days)</b>	<b>Cost (% of claim)</b>
<b>Bhutan</b>			0.1
<b>Ireland</b>	20		
<b>Singapore</b>		150	

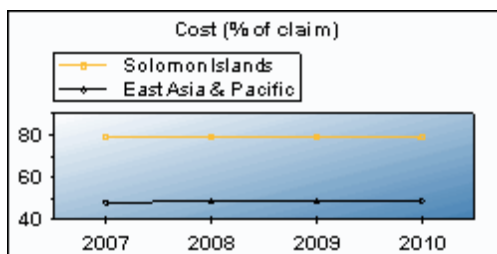
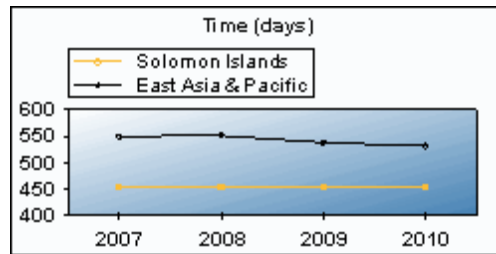
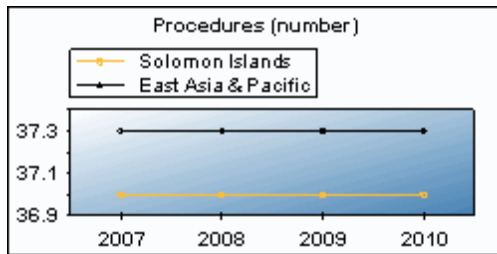
<i>Selected Economy</i>			
<b>Solomon Islands</b>	<b>37</b>	<b>455</b>	<b>78.9</b>

<i>Comparator Economies</i>			
<b>Kiribati</b>	32	660	25.8
<b>Marshall Islands</b>	36	476	27.4
<b>Micronesia, Fed. Sts.</b>	34	965	66.0
<b>Palau</b>	38	885	35.3
<b>Samoa</b>	44	455	19.7

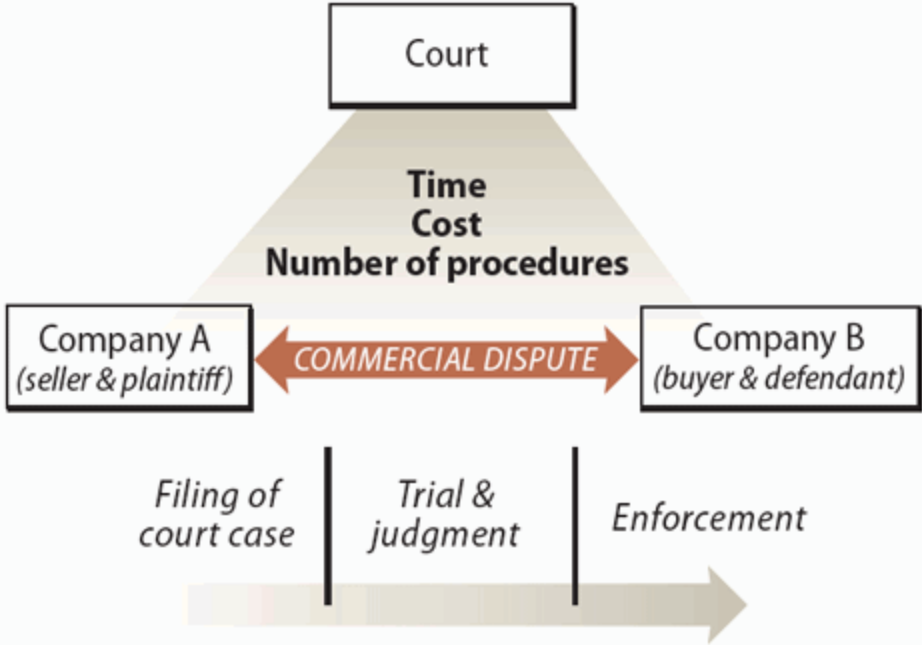
## 2. Historical data: Enforcing Contracts in Solomon Islands

Enforcing Contracts data	Doing Business 2008	Doing Business 2009	Doing Business 2010	Doing Business 2011
Rank	..	..	108	108
Procedures (number)	37	37	37	37
Time (days)	455	455	455	455
Cost (% of claim)	78.9	78.9	78.9	78.9

3. The following graphs illustrate the Enforcing Contracts sub indicators in Solomon Islands over the past 4 years:



**What are the time, cost and number of procedures to resolve a commercial dispute through the courts?**



This topic looks at the efficiency of contract enforcement in Solomon Islands.

Nature of Procedure (2010)	Indicator
Procedures (number)	37
Time (days)	455
Filing and service	3.0
Trial and judgment	182.0
Enforcement of judgment	270.0
<b>Cost (% of claim)*</b>	<b>78.90</b>
Attorney cost (% of claim)	55.5
Court cost (% of claim)	5.1
Enforcement Cost (% of claim)	18.3

**Court information:** Honiara Magistrates Court

\* Claim assumed to be equivalent to 200% of income per capita.



A robust bankruptcy system functions as a filter, ensuring the survival of economically efficient companies and reallocating the resources of inefficient ones. Fast and cheap insolvency proceedings result in businesses' speedy return to normal operation and increase returns to creditors. By improving the expectations of creditors and debtors about the outcome of insolvency proceedings, well-functioning insolvency systems can facilitate access to finance, save more viable businesses, and thereby improve growth and sustainability in the economy overall.

### Some reform outcomes

*A study of the 2005 bankruptcy reform in Brazil found that it had led to an average reduction of 22% in the cost of credit for Brazilian companies, a 39% increase in overall credit and a 79% increase in long-term credit in the economy. The purpose of the reform was to improve creditor protection in insolvency proceedings.*

*Following the introduction of debtor-in-possession reorganizations in Korea in 2006, the number of reorganization filings increased from 76 in 2006 to 670 in 2009.*

### What does the Closing a Business indicator measure?

**Closing a Business:** insolvency proceedings against local company

#### Time required to recover debt (years)

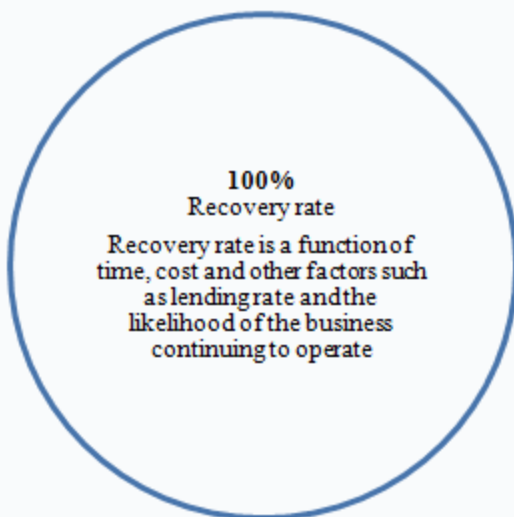
- Measured in calendar years
- Appeals and requests for extension are included

#### Cost required to recover debt (% of debtor's estate value)

- Measured as percentage of estate value
- Court fees
- Fees of insolvency administrators
- Lawyers' fees
- Assessors' and auctioneers' fees
- All other fees and costs

#### Recovery rate for creditors (cents on the dollar)

- Measures the cents on the dollar recovered by creditors
- Present value of debt recovered
- Costs of the insolvency proceedings are deducted
- Depreciation of furniture is taken into account
- Outcome for the business (survival or not) affects the maximum value that can be recovered



### *Case Study Assumptions*

#### The Company

- is domestically owned
- is a limited liability company operating a hotel
- operates in the economy's largest business city
- has 201 employees, 1 secured creditor and 50 unsecured creditors
- has a higher value as a going concern and a lower value in a piecemeal sale of assets

## 1. Benchmarking Closing Business Regulations:

Solomon Islands is ranked 110 overall for Closing a Business.

Ranking of Solomon Islands in Closing Business - Compared to good practice and selected economies:



The following table shows Closing Business data for Solomon Islands compared to good practice and comparator economies:

<b>Good Practice Economies</b>	<b>Recovery rate (cents on the dollar)</b>	<b>Time (years)</b>	<b>Cost (% of estate)</b>
<b>Ireland</b>		0.4	
<b>Japan</b>	92.7		
<b>Singapore*</b>			1

<i>Selected Economy</i>			
<b>Solomon Islands</b>	<b>23.4</b>	<b>1.0</b>	<b>38</b>

<i>Comparator Economies</i>			
<b>Kiribati</b>	0.0	no practice	no practice
<b>Marshall Islands</b>	17.9	2.0	38
<b>Micronesia, Fed. Sts.</b>	3.2	5.3	38
<b>Palau</b>	37.9	1.0	23
<b>Samoa</b>	14.6	2.5	38

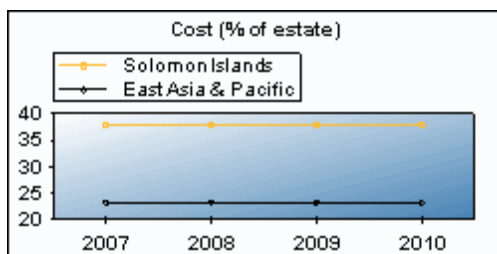
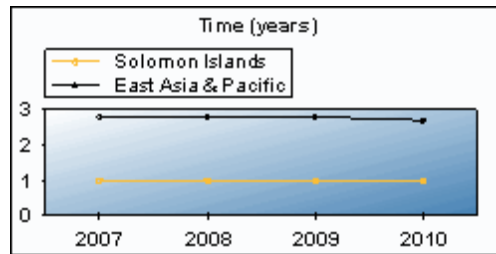
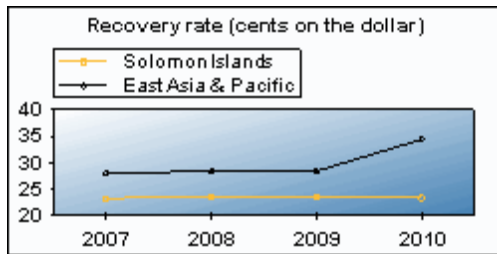
\* The following economies are also good practice economies for :

**Cost (% of estate): Colombia, Kuwait, Norway**

## 2. Historical data: Closing Business in Solomon Islands

Closing a Business data	Doing Business 2008	Doing Business 2009	Doing Business 2010	Doing Business 2011
Rank	..	..	106	110
Time (years)	1.0	1.0	1.0	1.0
Cost (% of estate)	38	38	38	38
Recovery rate (cents on the dollar)	23.3	23.6	23.6	23.4

3. The following graphs illustrate the Closing Business sub indicators in Solomon Islands over the past 4 years:



Since 2004 Doing Business has been tracking reforms aimed at simplifying business regulations, strengthening property rights, opening access to credit and enforcing contracts by measuring their impact on 10 indicator sets . \* Nearly 1,000 reforms have had an impact on these indicators. *Doing Business 2011*, covering June 2009 to June 2010, reports that 117 economies implemented 216 reforms to make it easier to start a business. 64% of economies measured by Doing Business have reformed this year, focusing on easing business start-up, lightening the tax burden, simplifying import and export regulations and improving credit information systems.

## The top 10 most-improved in Doing Business 2011

Economy	Indicator									
	Starting a Business	Dealing with Construction Permits	Registering Property	Getting Credit	Protecting Investors	Paying Taxes	Trading Across Borders	Enforcing Contracts	Closing a Business	Employing Workers
Kazakhstan	✓	✓				✓	✓			
Rwanda		✓		✓			✓			
Peru	✓	✓	✓				✓			
Vietnam	✓	✓		✓						
Cape Verde	✓		✓				✓			
Tajikistan	✓				✓		✓			
Zambia	✓						✓	✓		
Hungary		✓	✓				✓			✓
Grenada	✓		✓				✓			
Brunei Darussalam	✓						✓	✓		

 Positive Change  
 Negative Change

\* For *Doing Business 2011* the Employing Workers indicator is not included in the aggregate ease of doing business ranking.

## **Summary of changes to business regulation in top 10 most improved economies in *Doing Business 2011* and selected comparator economies.**

<b>Brunei Darussalam</b>	Brunei Darussalam made starting a business easier by improving efficiency at the company registrar and implementing an electronic system for name searches. Brunei Darussalam reduced the corporate income tax rate from 23.5% to 22% while also introducing a lower tax rate for small businesses, ranging from 5.5% to 11%. The introduction of an electronic customs system in Brunei Darussalam made trading easier.
<b>Cape Verde</b>	Cape Verde made start-up easier by eliminating the need for a municipal inspection before a business begins operations and computerizing the system for delivering the municipal license. Cape Verde eased property registration by switching from fees based on a percentage of the property value to lower fixed rates. Cape Verde abolished the stamp duties on sales and checks.
<b>Grenada</b>	Grenada eased business start-up by transferring responsibility for the commercial registry from the courts to the civil administration. The appointment of a registrar focusing only on property cut the time needed to transfer property in Grenada by almost half. Grenada's customs administration made trading faster by simplifying procedures, reducing inspections, improving staff training and enhancing communication with users.
<b>Hungary</b>	Hungary implemented a time limit for the issuance of building permits. Hungary reduced the property registration fee by 6% of the property value. Hungary simplified taxes and tax bases. Amendments to Hungary's bankruptcy law encourage insolvent companies to consider reaching agreements with creditors out of court so as to avoid bankruptcy.
<b>Kazakhstan</b>	Kazakhstan eased business start-up by reducing the minimum capital requirement to 100 tenge (\$0.70) and eliminating the need to have the memorandum of association and company charter notarized. Kazakhstan made dealing with construction permits easier by implementing a one-stop shop related to technical conditions for utilities. Kazakhstan strengthened investor protections by requiring greater corporate disclosure in company annual reports. Kazakhstan speeded up trade through efforts to modernize customs, including implementation of a risk management system and improvements in customs automation.
<b>Marshall Islands</b>	The Marshall Islands improved access to credit through a new law on secured transactions that establishes a central collateral registry, broadens the range of assets that can be used as collateral, allows a general description of debts and obligations and assets granted as collateral and establishes clear priority rules outside bankruptcy for secured creditors.
<b>Peru</b>	Peru eased business start-up by simplifying the requirements for operating licenses and creating an online one-stop shop for business registration. Peru streamlined construction permitting by implementing administrative reforms. Peru introduced fast-track procedures at the land registry, cutting by half the time needed to register property. Peru made trading easier by implementing a new web-based electronic data interchange system, risk-based inspections and payment deferrals.
<b>Rwanda</b>	Rwanda made dealing with construction permits easier by passing new building regulations at the end of April 2010 and implementing new time limits for the issuance of various permits. Rwanda enhanced access to credit by allowing borrowers the right to inspect their own credit report and mandating that loans of all sizes be reported to the central bank's public credit registry. Rwanda reduced the number of trade documents required and enhanced its joint border management procedures with Uganda and other neighbors, leading to an improvement in the trade logistics environment.
<b>Samoa</b>	Samoa shifted from a deed system to a title system and fully computerized its land registry, which reduced the time required to register property by 4 months.
<b>Solomon Islands</b>	The Solomon Islands strengthened access to credit by passing a new secured transactions law that broadens the range of assets that can be used as collateral, allows a general description of debts and obligations secured by collateral, permits out-of-court enforcement and creates a collateral registry.
<b>Tajikistan</b>	Tajikistan made starting a business easier by creating a one-stop shop that consolidates registration with the state and the tax authority. Tajikistan strengthened investor protections by requiring greater corporate disclosure in the annual report and greater access to corporate information for minority investors. Tajikistan lowered its corporate income tax rate.

**Vietnam**

Vietnam eased company start-up by creating a one-stop shop that combines the processes for obtaining a business license and tax license and by eliminating the need for a seal for company licensing. Vietnam made dealing with construction permits easier by reducing the cost to register newly completed buildings by 50% and transferring the authority to register buildings from local authorities to the Department of National Resources and Environment. Vietnam improved its credit information system by allowing borrowers to examine their own credit report and correct errors.

**Zambia**

Zambia eased business start-up by eliminating the minimum capital requirement. Zambia eased trade by implementing a one-stop border post with Zimbabwe, launching web-based submission of customs declarations and introducing scanning machines at border posts. Zambia improved contract enforcement by introducing an electronic case management system in the courts that provides electronic referencing of cases, a database of laws, real-time court reporting and public access to court records.



[WWW.DOINGBUSINESS.ORG](http://WWW.DOINGBUSINESS.ORG)